

# County of Goliad



## NOTICE OF POSSIBLE QUORUM OF THE GOLIAD COUNTY COMMISSIONERS COURT

Notice is hereby given that members of the Commissioners Court of Goliad County may be attending the meetings as described below. The possibility exists that a quorum of the court will be in attendance at this specified meeting and action may be taken. This notice is being posted to comply with the Texas Open Meetings Act.

Event: Discuss and or take action on approval of plans for bids for the Berclair and Fannin Drainage Project


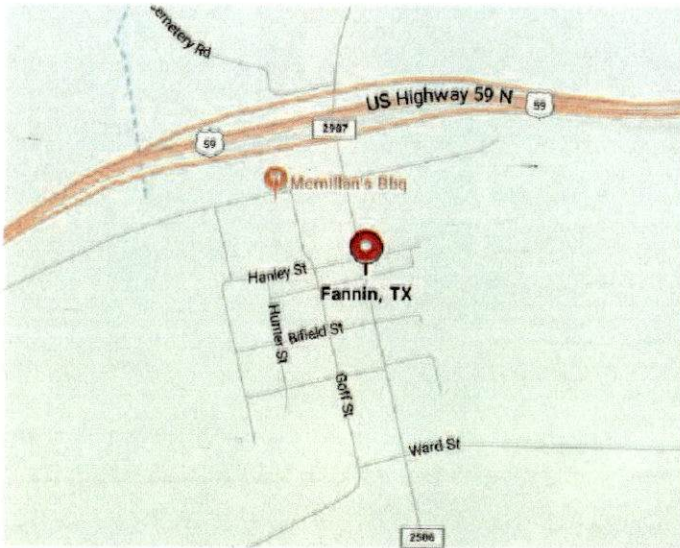
Date & Time: Thursday June 11th  
8 am

Location: Goliad County Courthouse  
1st Floor Conference Room

Dated 8th day of June, 2026

  
Goliad County Judge, Mike Bennett





This drawing was released under the authority of John D. Mercer PE #40374 for review purposes only, on April 8, 2026. It is not to be used for construction or any other purposes.

# GLO CDBG-MIT MOD DRAINAGE GOLIAD COUNTY FANNIN, TX

PLANS FOR COUNTY REVIEW  
APRIL 8, 2026

## SHEET INDEX

COVER SHEET	SHEET 1 OF XX
LOCATION KEY MAP	SHEET 2 OF XX
COTTON ST (NORTH) STA 0+00 TO STA 5+00	SHEET 3 OF XX
COTTON ST (NORTH) STA 5+00 TO STA END	SHEET 4 OF XX
COTTON ST (SOUTH) STA 0+00 TO STA 5+00	SHEET 5 OF XX
COTTON ST (SOUTH) STA 5+00 TO STA 10+00	SHEET 6 OF XX
COTTON ST (SOUTH) STA 10+00 TO STA END	SHEET 7 OF XX
HUNTER ST STA 0+00 TO STA 5+00	SHEET 8 OF XX
HUNTER ST STA 5+00 TO STA END	SHEET 9 OF XX
PERDIDO ST STA 0+00 TO STA 5+00	SHEET 10 OF XX
PERDIDO ST STA 5+00 TO STA END	SHEET 11 OF XX
WARD ST STA 0+00 TO STA 5+00	SHEET 12 OF XX
WARD ST STA 5+00 TO STA 10+00	SHEET 13 OF XX
WARD ST STA 10+00 TO STA 15+00	SHEET 14 OF XX
WARD ST STA 15+00 TO STA END	SHEET 15 OF XX
HANLEY ST STA 0+00 TO STA 5+00	SHEET 16 OF XX
HANLEY ST STA 5+00 TO STA 10+00	SHEET 17 OF XX
HANLEY ST STA 10+00 TO STA 15+00	SHEET 18 OF XX
HANLEY ST STA 15+00 TO STA END	SHEET 19 OF XX
FANNIN AVE STA 0+00 TO STA 5+00	SHEET 20 OF XX
FANNIN AVE STA 5+00 TO STA END	SHEET 21 OF XX
BIFIELD ST STA 0+00 TO STA 5+00	SHEET 22 OF XX
BIFIELD ST STA 5+00 TO STA 10+00	SHEET 23 OF XX
BIFIELD ST STA 10+00 TO STA END	SHEET 24 OF XX
BLACKBURN ST (WEST) STA 0+00 TO STA 5+00	SHEET 25 OF XX
BLACKBURN ST (WEST) STA 5+00 TO STA END	SHEET 26 OF XX
BLACKBURN ST (EAST) STA 0+00 TO STA END	SHEET 27 OF XX
WARD ST (EAST) STA 0+00 TO STA END	SHEET 28 OF XX

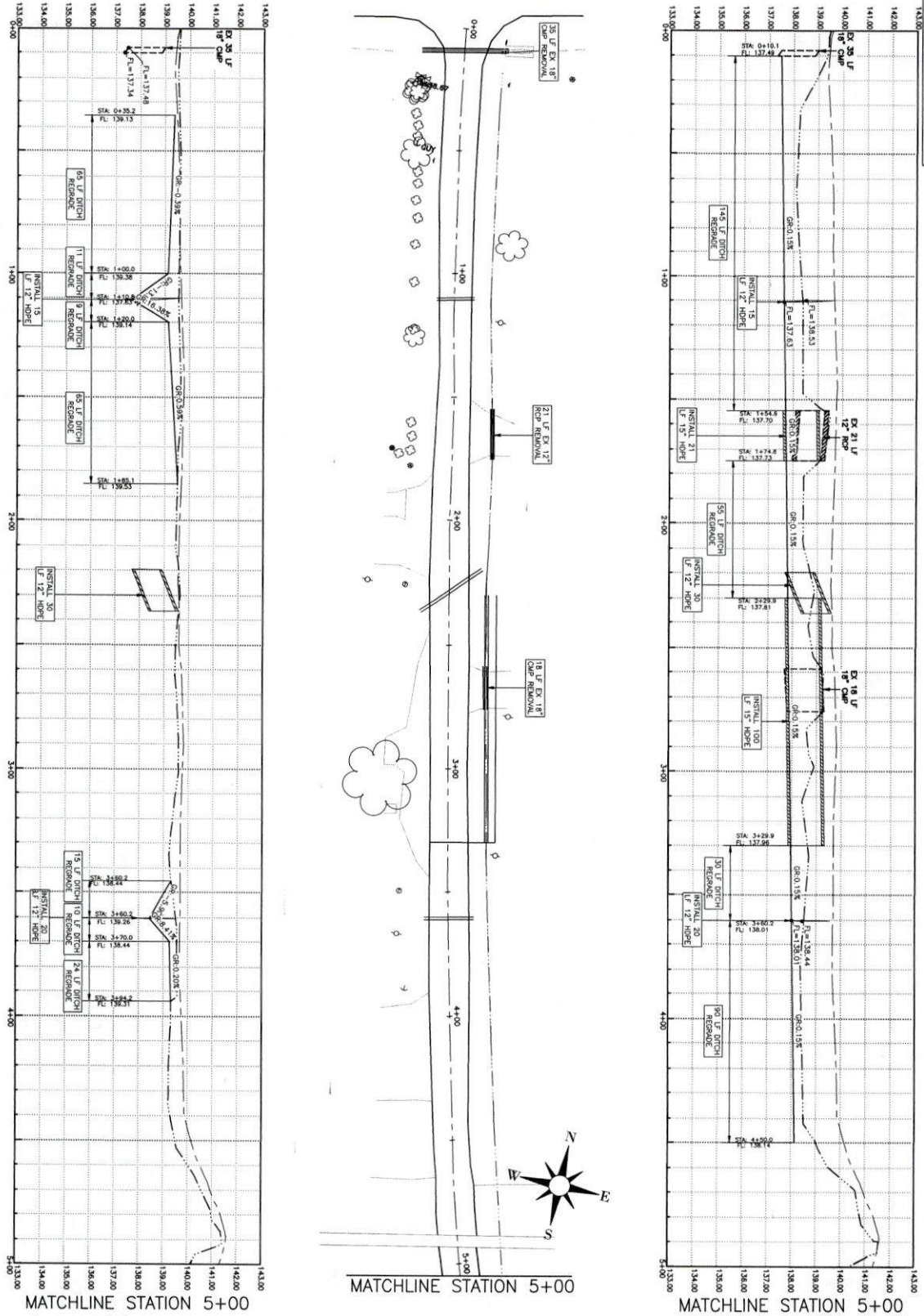
## LYNNENGINEERING

TEXAS REGISTERED ENGINEERING FIRM F-324  
TEXAS REGISTERED SURVEYING FIRM 10116600



2200 AVENUE A  
BAY CITY, TEXAS 77414  
PH. (361)782-7121

This drawing was released under the authority of John D. Mercer PE #40374 for review purposes only, on April 8, 2026. It is not to be used for construction or any other purposes.



- POWER POLE
- WATER METER
- CLEANOUT
- MANHOLE
- PROPERTY CORNER
- MAIL BOX
- SIGN
- TELEPHONE BOX
- GAS METER
- ELECTRIC BOX
- POST
- GUY WIRE
- FIREHYDRANT
- GATE VALVE
- ◆ CONTROL POINT
- ◆ CABLE TELEVISION BOX
- ◆ EXISTING BLDG.
- ◆ GAS LINE
- ◆ FENCE
- ◆ WATER LINE
- SEWER LINE
- STORM SEWER LINE
- FORCE MAIN
- POWER LINE
- UNDER GROUND TELEPHONE LINE
- UNDER GROUND ELECTRICAL LINE

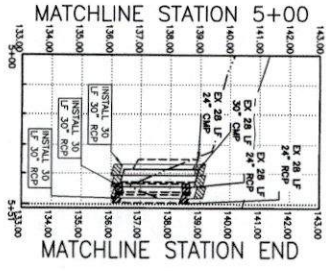
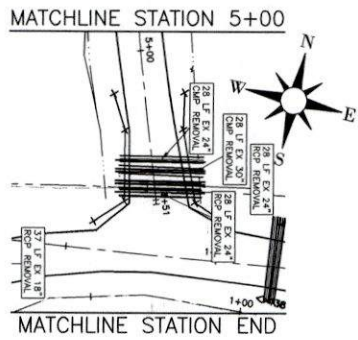
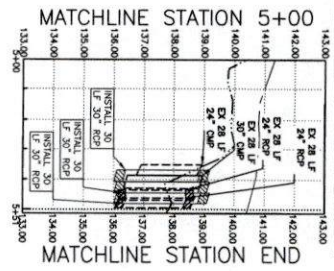
GLO MIT MOD	
DATE	PRINTED
NO.	REVISIONS
REMARKS	
3 OF XX	

GLO MIT MOD - FANNIN DRAINAGE IMPROVEMENTS  
 FANNIN, TX  
**COTTON STREET (NORTH)**  
 STA 0+00 TO STA 5+00

**LYNNENGINEERING**  
 TEXAS REGISTERED ENGINEERING FIRM F-324  
 TEXAS REGISTERED SURVEYING FIRM 10116600

2200 AVENUE A  
 BAY CITY, TEXAS 77414  
 PH. (361)782-7121

This drawing was released under the authority of John D. Mercer PE #40374 for review purposes only on April 8, 2026. It is not to be used for construction or any other purposes.



- POWER POLE
- WATER METER
- CLEANOUT
- MANHOLE
- PROPERTY CORNER
- MAIL BOX
- SIGN
- TELEPHONE BOX
- GAS METER
- ELECTRIC BOX
- POST
- GUY WIRE
- FIREHYDRANT
- GATE VALVE
- ◆ CONTROL POINT
- CABLE TELEVISION BOX
- EXISTING BLDG.
- GAS LINE
- FENCE
- WATER LINE
- SEWER LINE
- STORM SEWER LINE
- FORCE MAIN
- POWER LINE
- UNDER GROUND TELEPHONE LINE
- UNDER GROUND ELECTRICAL LINE

GLO MIT MOD - FANNIN DRAINAGE IMPROVEMENTS  
 FANNIN, TX  
 COTTON STREET (NORTH)  
 STA 5+00 TO STA END

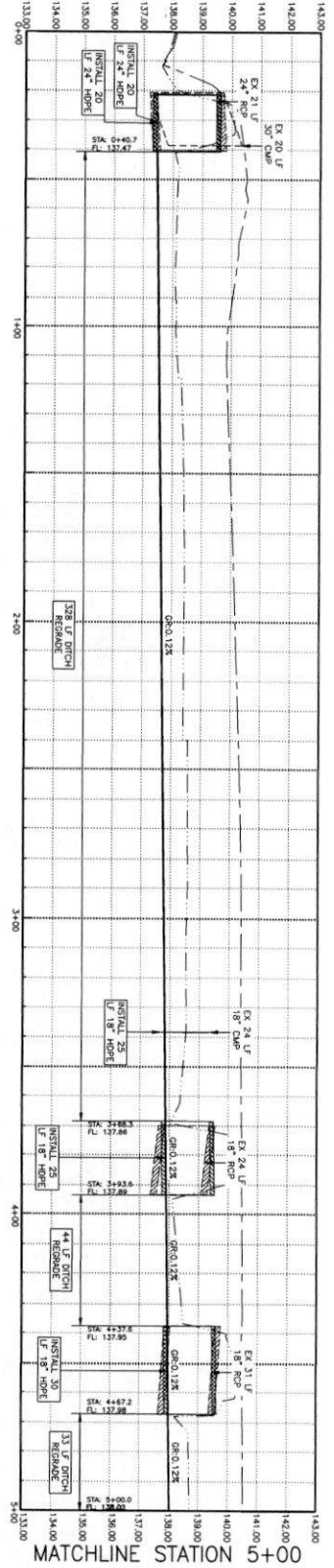
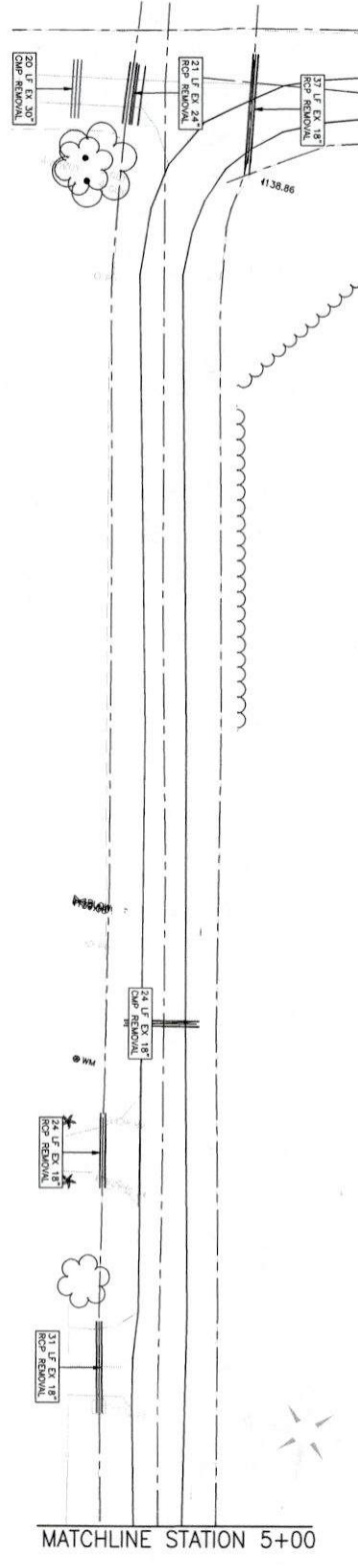

**LYNNENGINEERING**  
 TEXAS REGISTERED ENGINEERING FIRM F-324  
 TEXAS REGISTERED SURVEYING FIRM 10116600

2200 AVENUE A  
 BAY CITY, TEXAS 77414  
 PH. (361)782-7121

<p>GLO MIT MOD</p> <p>DRAWN BY: CER</p> <p>CHECKED BY: JDM</p> <p>DESIGNED BY: JDM</p> <p>SCALE: 1" = 20'</p> <p>DATE: 20.10.23/2020</p> <p>PRINTED</p> <p>REVISIONS</p> <p>NO. _____</p> <p>REMARKS</p>	<p>STA 5+00 TO STA END</p>
--	----------------------------

4 OF XX

This drawing was released under the authority of John D. Mercer PE #40374 for review purposes only, on April 8, 2026. It is not to be used for construction or any other purposes.



- POWER POLE
- WATER METER
- CLEANOUT
- MANHOLE
- PROPERTY CORNER
- MAIL BOX
- SIGN
- TELEPHONE BOX
- GAS METER
- ELECTRIC BOX
- FOST
- GUY WIRE
- FIREHYDRANT
- GATE VALVE
- CONTROL POINT
- CABLE TELEVISION BOX
- EXISTING BLDG.
- GAS LINE
- FENCE
- WATER LINE
- SEWER LINE
- STORM SEWER LINE
- FORCE MAIN
- POWER LINE
- UNDER GROUND TELEPHONE LINE
- UNDER GROUND ELECTRICAL LINE

GLO MIT MOD - FANNIN DRAINAGE IMPROVEMENTS  
FANNIN, TX

GLO MIT MOD

DRAWN BY	CEB
CHECKED BY	JDM
DESIGNED BY	JDM
SCALE	1" = 20'
JOB NO.	20100237/000
PRINTED	DATE
REVISIONS	NO.
REVISIONS	REMARKS

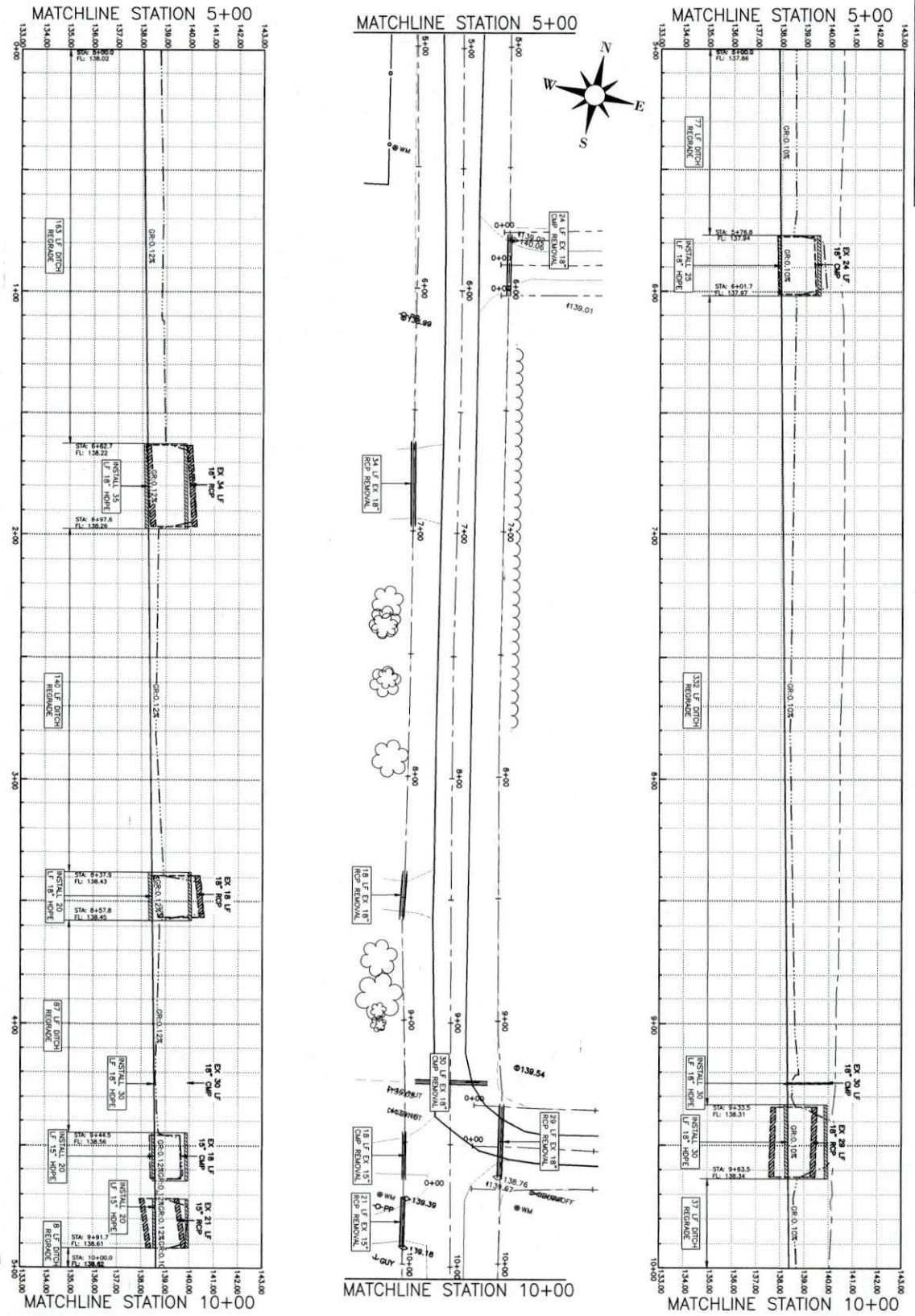
STA 0+00 TO STA 5+00

**5 OF XX**

**LYNN ENGINEERING**  
TEXAS REGISTERED ENGINEERING FIRM F-324  
TEXAS REGISTERED SURVEYING FIRM 10116600

2200 AVENUE A  
BAY CITY, TEXAS 77414  
PH. (361)782-7121

This drawing was released under the authority of John D. Mercer PE #40374 for review purposes only, on April 8, 2026. It is not to be used for construction or any other purposes.



- ⊕ POWER POLE
- ⊖ WATER METER
- ⊙ CLEANOUT
- ⊙ MANHOLE
- ⊙ PROPERTY CORNER
- ⊙ MAIL BOX
- ⊙ SIGN
- ⊙ TELEPHONE BOX
- ⊙ GAS METER
- ⊙ ELECTRIC BOX
- ⊙ POLE
- ⊙ GUY WIRE
- ⊙ FRESHWATER
- ⊙ GATE VALVE
- ◆ CONTROL POINT
- ⬠ CABLE TELEVISION BOX
- ⬠ EXISTING BLDG.
- ⬠ GAS LINE
- ⬠ FENCE
- ⬠ WATER LINE
- ⬠ SEWER LINE
- ⬠ STORM SEWER LINE
- ⬠ FORCE MAIN
- ⬠ POWER LINE
- ⬠ UNDER GROUND TELEPHONE LINE
- ⬠ UNDER GROUND ELECTRICAL LINE

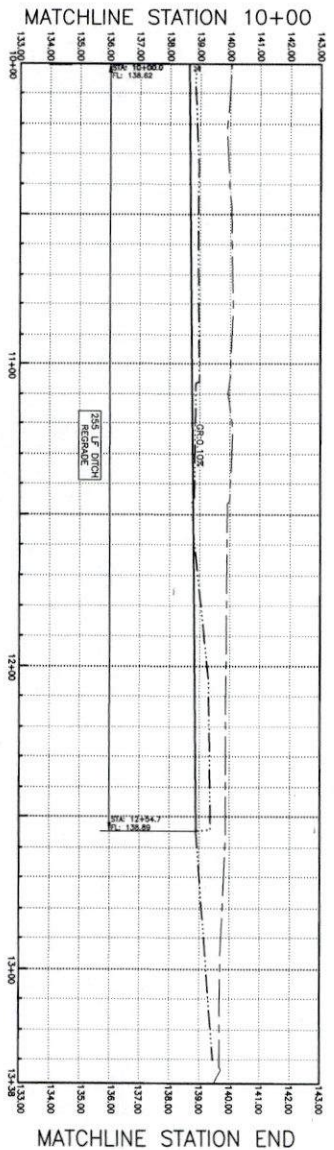
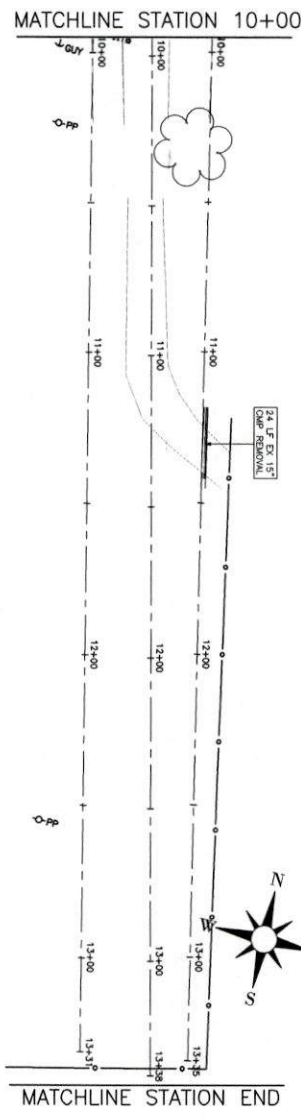
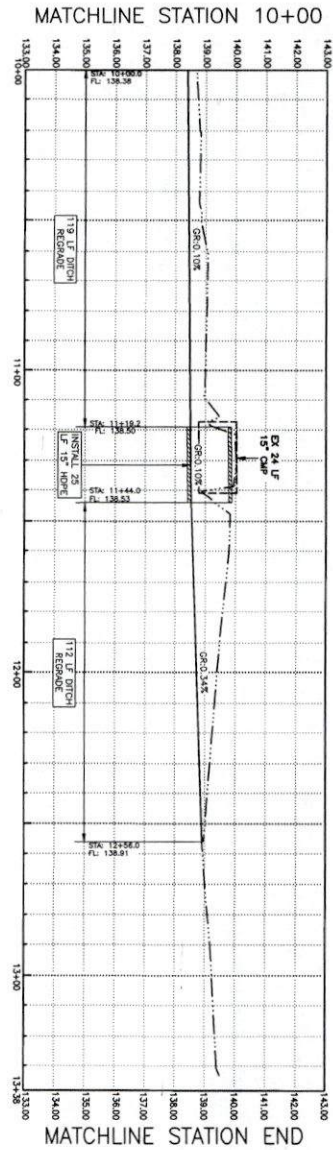
GLO MIT MOD - FANNIN DRAINAGE IMPROVEMENTS	
FANNIN, TX	
COTTON STREET (SOUTH)	
STA 5+00 TO STA 10+00	
GLO MIT MOD	
DRAWN BY:	CER
CHECKED BY:	ZEM
DESIGNED BY:	ZEM
SCALE:	1" = 20'
DATE:	20.06.2023.0000
PRINTED:	20.06.2023.0000
DATE:	20.06.2023.0000
NO.	REVISIONS
	REMARKS

**LYNNENGINEERING**  
 TEXAS REGISTERED ENGINEERING FIRM F-324  
 TEXAS REGISTERED SURVEYING FIRM 10116600

2200 AVENUE A  
 BAY CITY, TEXAS 77414  
 PH. (361)782-7121

**6 OF XX**

This drawing was released under the authority of John D. Merica PE #40374 for review purposes only, on April 8, 2026. It is not to be used for construction or any other purposes.



- POWER POLE
- TELEPHONE BOX
- ◆ CONTROL POINT
- SEWER LINE
- WATER METER
- GAS METER
- CABLE TELEVISION BOX
- STORM SEWER LINE
- CLEANOUT
- ELECTRIC BOX
- EXISTING BLDG.
- MANHOLE
- POST
- GAS LINE
- POWER LINE
- PROPERTY CORNER
- GUY WIRE
- FENCE
- MAIL BOX
- FIREHYDRANT
- WATER LINE
- SIGN
- GATE VALVE
- UNDER GROUND TELEPHONE LINE
- UNDER GROUND ELECTRICAL LINE


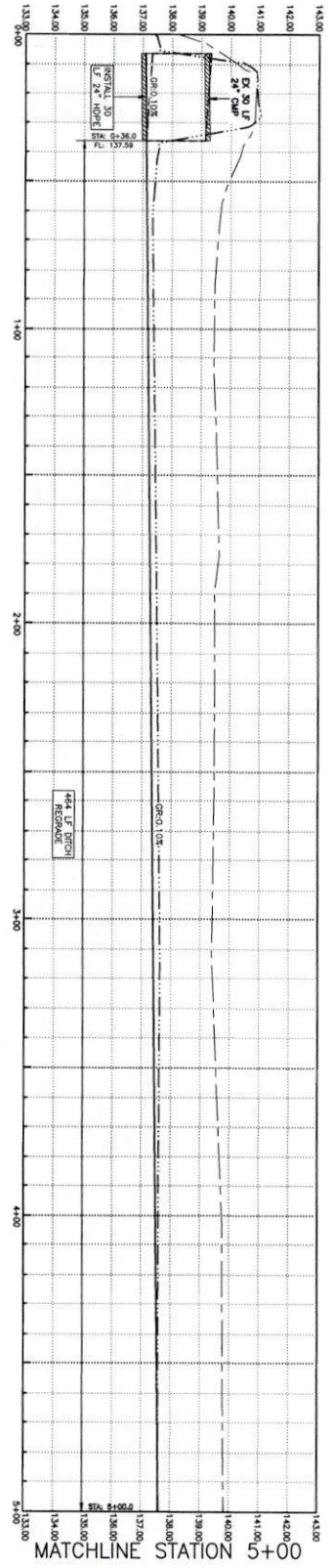
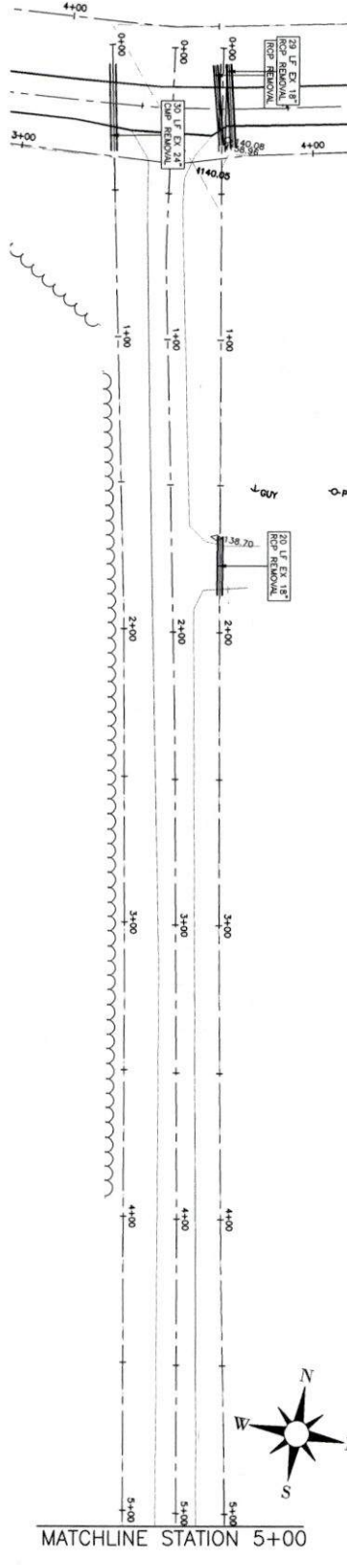
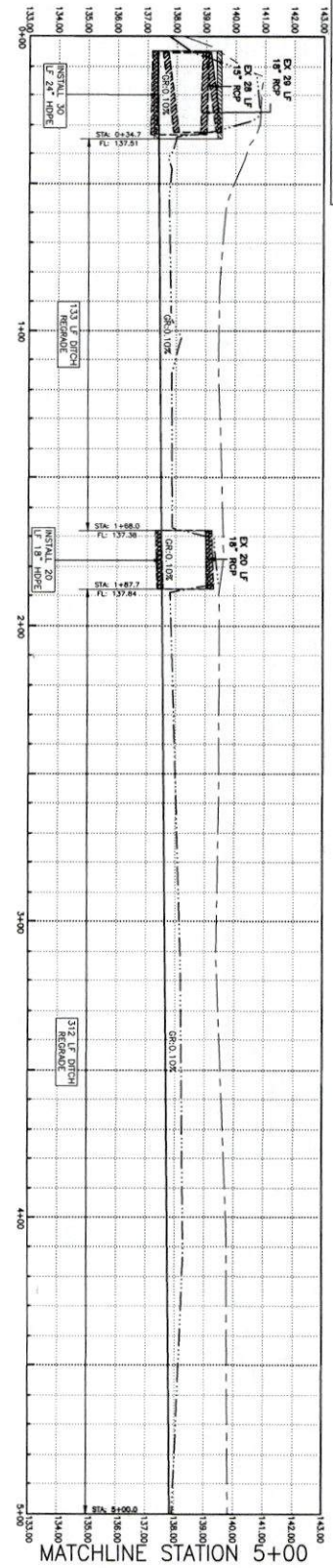
GLO MIT MOD	
DRAWN BY: CER	GLO MIT MOD
CHECKED BY: JDM	
DESIGNED BY: JDM	
SCALE: 1" = 20'	
JOB NO. 20100237.0000	
DATE PRINTED	
DATE REBARRED	
NO. REVISIONS	
NO. REMARKS	
STA 10+00 TO STA END	

GLO MIT MOD - FANNIN DRAINAGE IMPROVEMENTS  
FANNIN, TX  
**COTTON STREET (SOUTH)**  
STA 10+00 TO STA END

**LYNN ENGINEERING**  
TEXAS REGISTERED ENGINEERING FIRM F-324  
TEXAS REGISTERED SURVEYING FIRM 10116600

2200 AVENUE A  
BAY CITY, TEXAS 77414  
PH. (361)782-7121

This drawing was released under the authority of John D. Mercer PE #40374 for review purposes only, on April 8, 2026. It is not to be used for construction or any other purposes.



- |                 |               |                      |                              |
|-----------------|---------------|----------------------|------------------------------|
| POWER POLE      | TELEPHONE BOX | CONTROL POINT        | SEWER LINE                   |
| WATER METER     | GAS METER     | CABLE TELEVISION BOX | STORM SEWER LINE             |
| CLEANOUT        | ELECTRIC BOX  | EXISTING BLDG.       | FORCE MAIN                   |
| MANHOLE         | POST          | GAS LINE             | POWER LINE                   |
| PROPERTY CORNER | GUY WIRE      | FENCE                | UNDER GROUND TELEPHONE LINE  |
| MAIL BOX        | FRESHWATER    | WATER LINE           | UNDER GROUND ELECTRICAL LINE |
| SIGN            | GATE VALVE    |                      |                              |

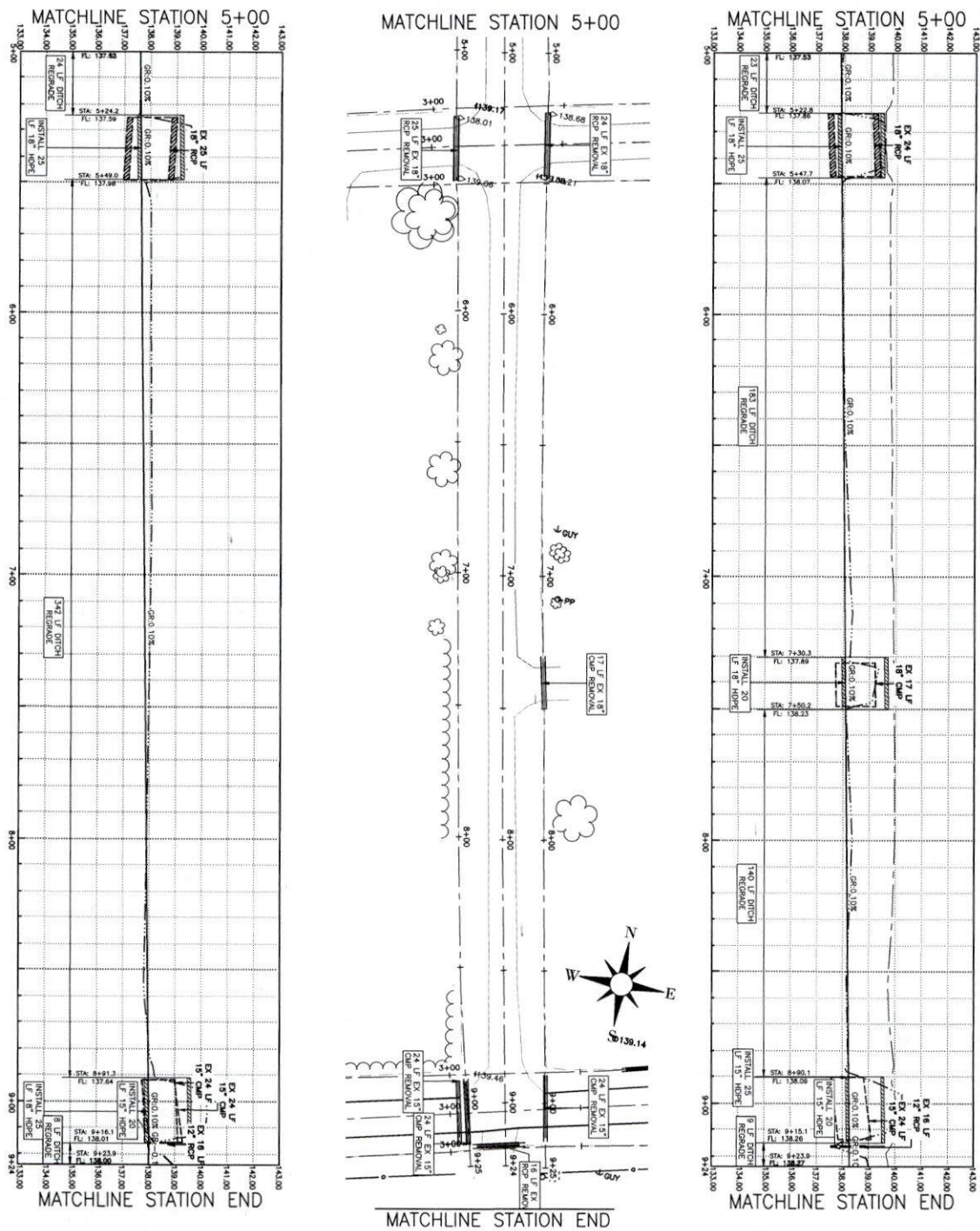
GLO MIT MOD	
DRAWN BY:	CER
CHECKED BY:	JOM
DESIGNED BY:	JOM
SCALE:	1" = 20'
JOB NO.:	20-100237-000
PRINTED:	
DATE:	
REVISIONS:	
NO.	REMARKS

GLO MIT MOD - FANNIN DRAINAGE IMPROVEMENTS  
 FANNIN, TX  
**HUNTER STREET**  
 STA 0+00 TO STA 5+00

**LYNNENGINEERING**  
 TEXAS REGISTERED ENGINEERING FIRM F-324  
 TEXAS REGISTERED SURVEYING FIRM 10116600  

 2200 AVENUE A  
 BAY CITY, TEXAS 77414  
 PH. (361)782-7121

This drawing was released under the authority of John D. Mercor, PE #40374 for review purposes only, on April 8, 2026. It is not to be used for construction or any other purposes.



- POWER POLE
- TELEPHONE BOX
- CONTROL POINT
- WATER METER
- GAS METER
- CABLE TELEVISION BOX
- CLEANOUT
- ELECTRIC BOX
- EXISTING BLDG.
- MANHOLE
- FOST
- GAS LINE
- GUY WIRE
- FENCE
- FRESHWATER
- WATER LINE
- SIGN
- GATE VALVE

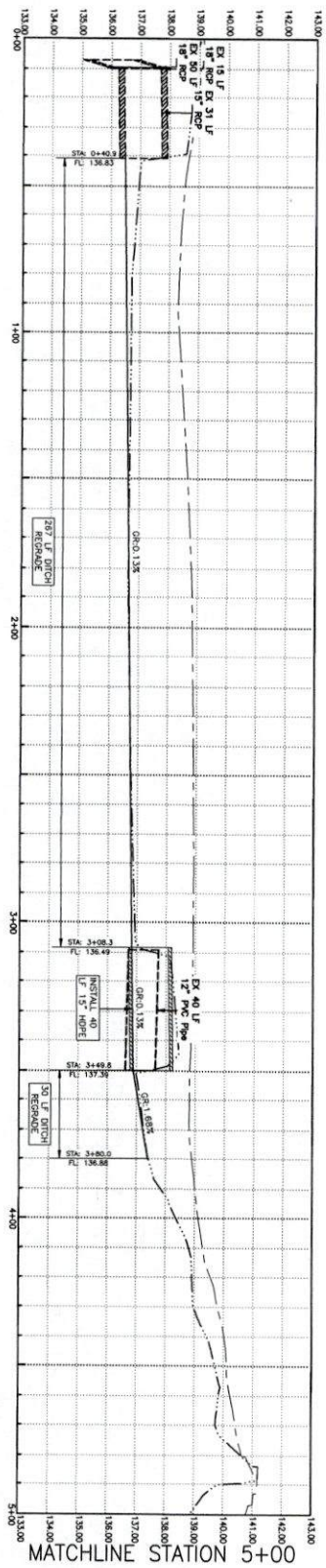
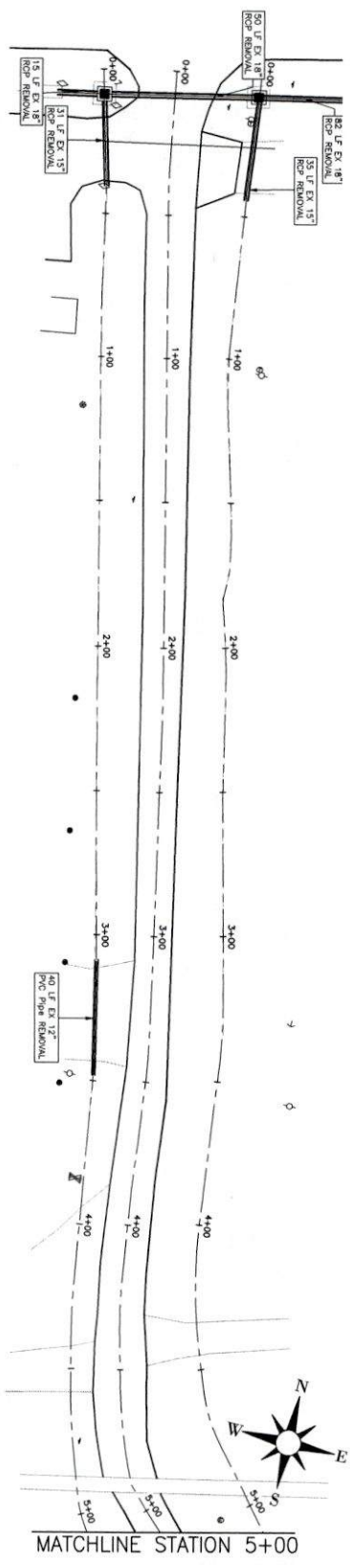
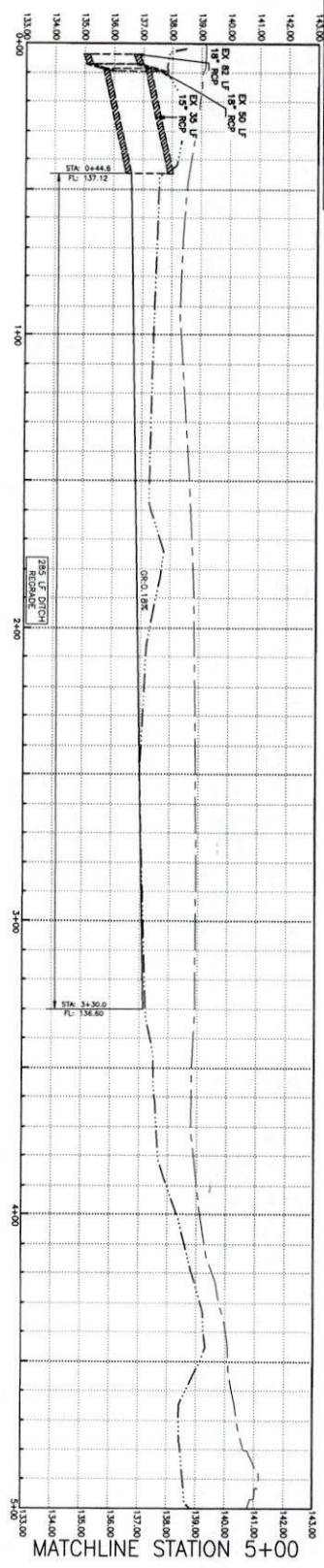
DRAWN BY	CER
CHECKED BY	JDM
DESIGNED BY	JDM
SCALE	1" = 20'
JOB NO.	20100237.000
DATE	PRINTED
REVISIONS	NO. REVISIONS
<p style="text-align: center;"><b>9 OF XX</b></p>	

GLO MIT MOD - FANNIN DRAINAGE IMPROVEMENTS  
 FANNIN, TX  
**HUNTER STREET**  
 STA 5+00 TO STA END

**LYNNENGINEERING**  
 TEXAS REGISTERED ENGINEERING FIRM F-324  
 TEXAS REGISTERED SURVEYING FIRM 10116600

2200 AVENUE A  
 BAY CITY, TEXAS 77414  
 PH. (361)782-7121

This drawing was released under the authority of John D. Mercer PE #40374 for review purposes only, on April 8, 2026. It is not to be used for construction or any other purposes.



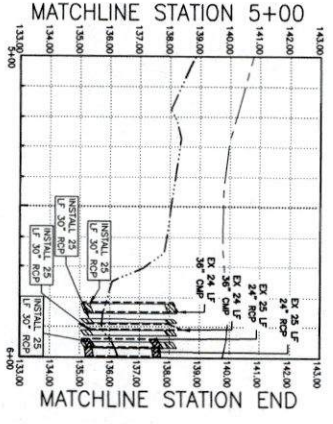
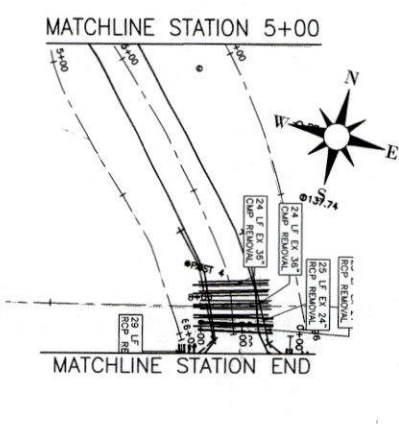
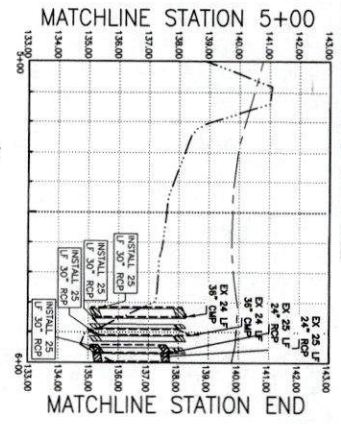
- POWER POLE
- WATER METER
- CLEANOUT
- MANHOLE
- PROPERTY CORNER
- MAIL BOX
- SIGN
- TELEPHONE BOX
- GAS METER
- ELECTRIC BOX
- FOST
- GUY WIRE
- FIRE-HYDRANT
- GATE VALVE
- CONTROL POINT
- CABLE TELEVISION BOX
- EXISTING BLDG.
- GAS LINE
- FENCE
- WATER LINE
- SEWER LINE
- STORM SEWER LINE
- FORCE MAIN
- POWER LINE
- UNDER GROUND TELEPHONE LINE
- UNDER GROUND ELECTRICAL LINE

DRAWN BY: CBR	
CHECKED BY: JKM	
DESIGNED BY: JKM	
SCALE: 1" = 20'	
JOB NO. 20100237.000	
PRINTED	
DATE	
REVISIONS	
NO.	REMARKS

GLO MIT MOD - FANNIN DRAINAGE IMPROVEMENTS  
 FANNIN, TX  
**PERDINO STREET**  
 STA 0+00 TO STA 5+00

**LYNNENGINEERING**  
 TEXAS REGISTERED ENGINEERING FIRM F-324  
 TEXAS REGISTERED SURVEYING FIRM 10116600  
 2200 AVENUE A  
 BAY CITY, TEXAS 77414  
 PH. (361)782-7121

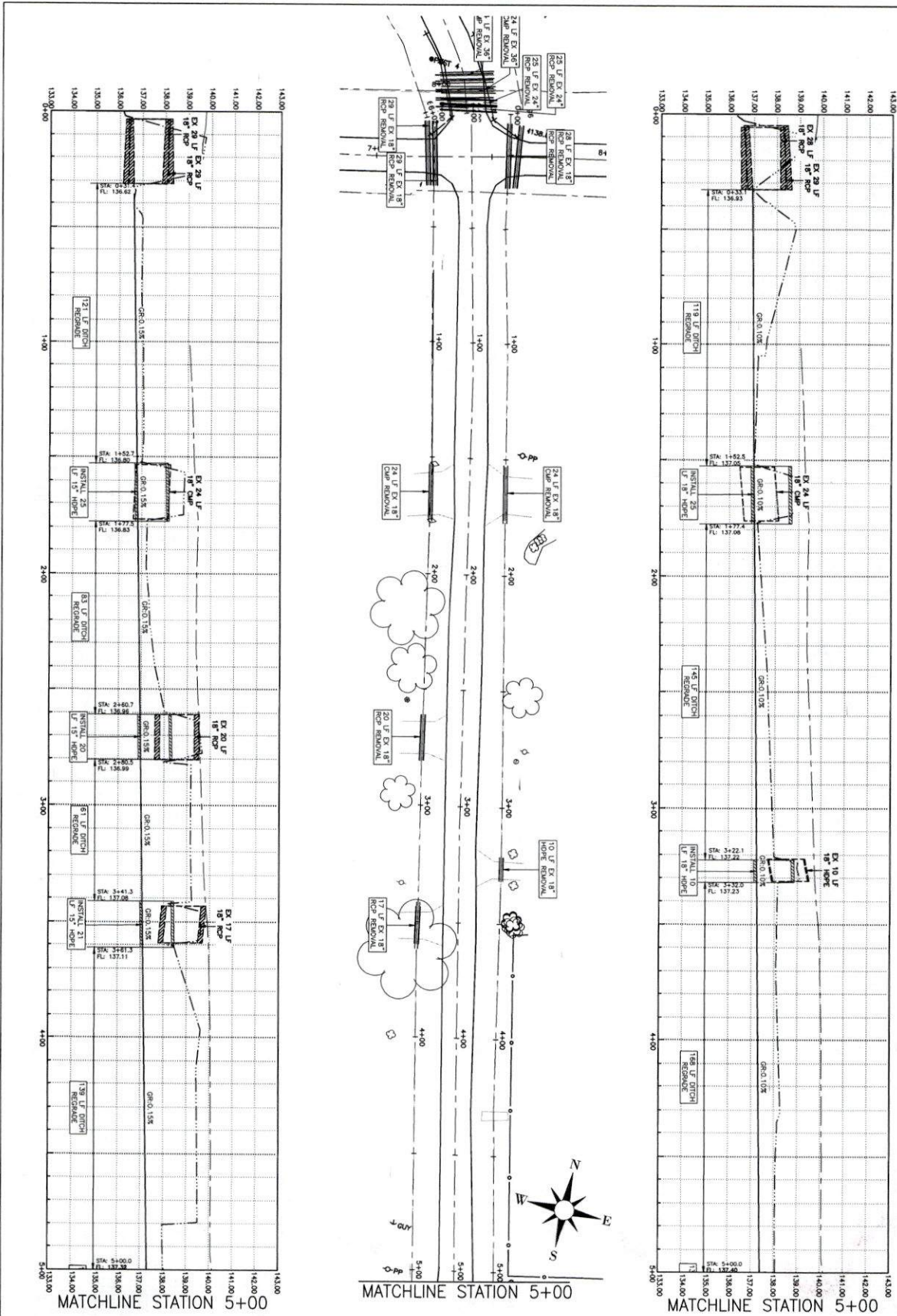
This drawing was released under the authority of John D. Mercer PE #40374 for review purposes only on April 8, 2026. It is not to be used for construction or any other purposes.



- POWER POLE
- TELEPHONE BOX
- ◆ CONTROL POINT
- WATER METER
- GAS METER
- CABLE TELEVISION BOX
- CLEANOUT
- ELECTRIC BOX
- EXISTING BLDG.
- MANHOLE
- POST
- GUY WIRE
- FENCE
- PROPERTY CORNER
- MAIL BOX
- FIREHYDRANT
- WATER LINE
- SIGN
- GATE VALVE
- SEWER LINE
- STORM SEWER LINE
- FORCE MAIN
- POWER LINE
- UNDER GROUND TELEPHONE LINE
- UNDER GROUND ELECTRICAL LINE

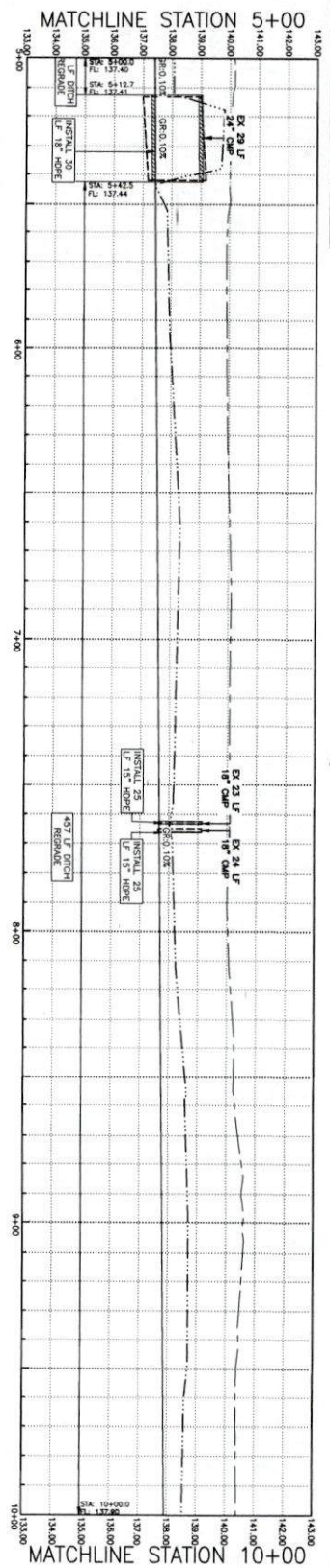
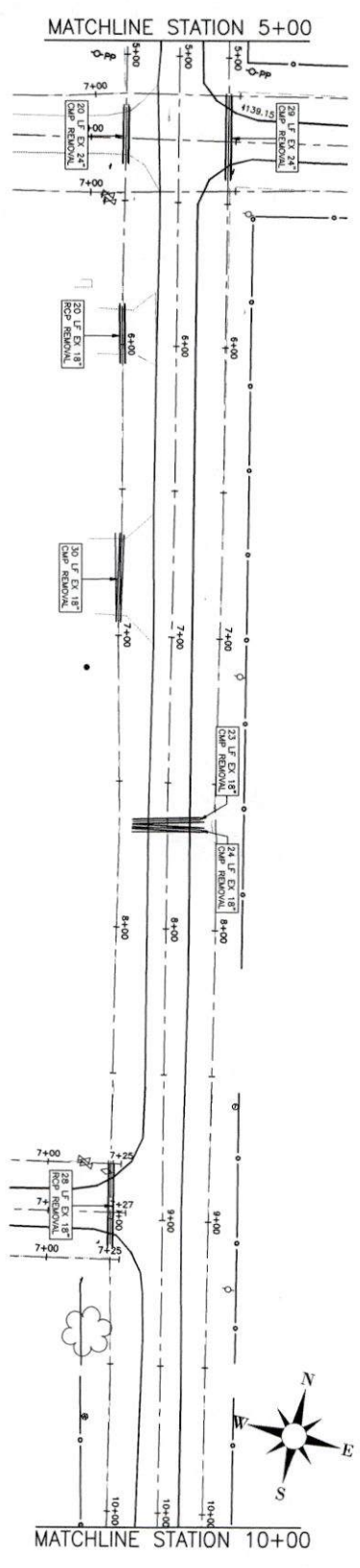
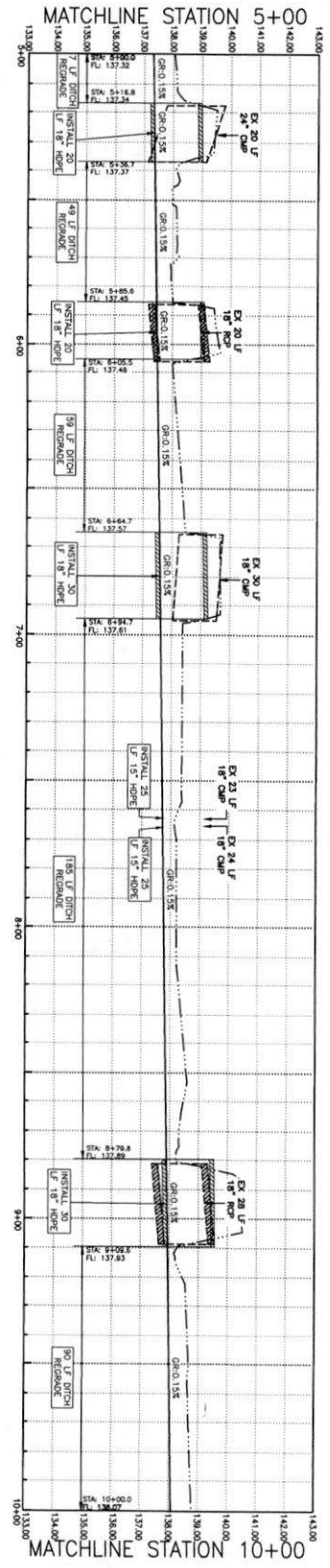
<b>GLO MIT MOD</b>	GLO MIT MOD - FANNIN DRAINAGE IMPROVEMENTS FANNIN, TX <b>PERDIDO STREET</b> <b>STA 5+00 TO STA END</b>	<b>LYNNENGINEERING</b> TEXAS REGISTERED ENGINEERING FIRM F-324 TEXAS REGISTERED SURVEYING FIRM 10116600 2200 AVENUE A BAY CITY, TEXAS 77414 PH. (361)782-7121
DRAWN BY: CEN CHECKED BY: JDM DESIGNED BY: JDM SCALE: 1" = 20' JOB NO.: 20-100237/000 PRINTED DATE: _____ REVISIONS: _____ NO. _____ REMARKS: _____	STA 5+00 TO STA END <b>11 OF XX</b>	

This drawing was released under the authority of John D. Mercer PE #40374 for review purposes only on April 8, 2026. It is not to be used for construction or any other purposes.



<p><b>12 OF XX</b></p> <p>STA 0+00 TO STA 5+00</p>	<p>DATE: 20/10/23/2020</p> <p>PRINTED: [ ]</p> <p>REVISIONS:</p> <table border="1"> <tr> <th>NO.</th> <th>REVISIONS</th> </tr> <tr> <td> </td> <td> </td> </tr> </table>	NO.	REVISIONS			<p>DRAWN BY: CER</p> <p>CHECKED BY: JDM</p> <p>DESIGNED BY: JDM</p> <p>SCALE: 1"=20'</p> <p>JOB NO. 20100237000</p>	<p>GLO MIT MOD - FANNIN DRAINAGE IMPROVEMENTS</p> <p>FANNIN, TX</p> <p><b>WARD STREET</b></p> <p>STA 0+00 TO STA 5+00</p>	<p><b>LYNNENGINEERING</b></p> <p>TEXAS REGISTERED ENGINEERING FIRM F-324</p> <p>TEXAS REGISTERED SURVEYING FIRM 10116600</p> <p>2200 AVENUE A BAY CITY, TEXAS 77414 PH. (361)782-7121</p>
	NO.	REVISIONS						
<p>POWER POLE</p> <p>WATER METER</p> <p>CLEANOUT</p> <p>MANHOLE</p> <p>PROPERTY CORNER</p> <p>MAIL BOX</p> <p>SIGN</p>	<p>TELEPHONE BOX</p> <p>GAS METER</p> <p>ELECTRIC BOX</p> <p>POST</p> <p>QUAY WIRE</p> <p>FIREHYDRANT</p> <p>GATE VALVE</p>	<p>CONTROL POINT</p> <p>CABLE TELEVISION BOX</p> <p>EXISTING BLDG.</p> <p>GAS LINE</p> <p>FENCE</p> <p>WATER LINE</p> <p>UNDER GROUND ELECTRICAL LINE</p>	<p>SEWER LINE</p> <p>STORM SEWER LINE</p> <p>FORCE MAIN</p> <p>POWER LINE</p> <p>UNDER GROUND TELEPHONE LINE</p>					

This drawing was released under the authority of John D. Mercer, PE #40374 for review purposes only, on April 8, 2026. It is not to be used for construction or any other purposes.



- POWER POLE
- WATER METER
- CLEANOUT
- MANHOLE
- PROPERTY CORNER
- MAIL BOX
- SIGN
- TELEPHONE BOX
- GAS METER
- ELECTRIC BOX
- POST
- RAIL WIRE
- FIREHYDRANT
- GATE VALVE
- CONTROL POINT
- CABLE TELEVISION BOX
- EXISTING BLDG.
- BASE LINE
- FENCE
- WATER LINE
- SEWER LINE
- STORM SEWER LINE
- FORCE MAIN
- POWER LINE
- UNDER GROUND TELEPHONE LINE
- UNDER GROUND ELECTRICAL LINE

**GLO MIT MOD**

**WARD STREET  
STA 5+00 TO STA 10+00**

DRAWN BY	CER
CHECKED BY	JDM
DESIGNED BY	JDM
SCALE	1" = 20'
JOB NO.	20100231/000
PRINTED	
DATE	REVISIONS
	NO.
	REMARKS

STA 5+00 TO STA 10+00

**GLO MIT MOD - FANNIN DRAINAGE IMPROVEMENTS**

**FANNIN, TX**

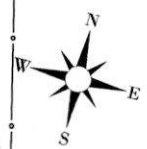
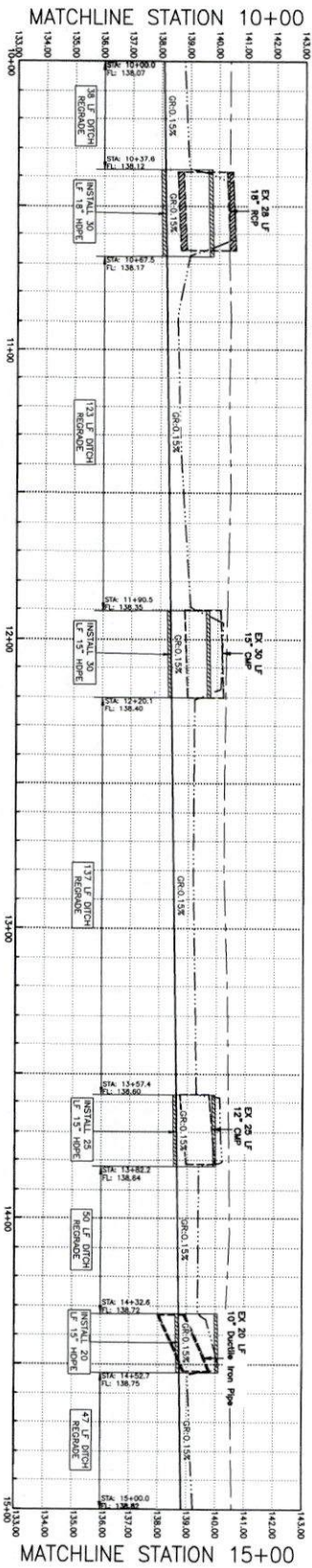
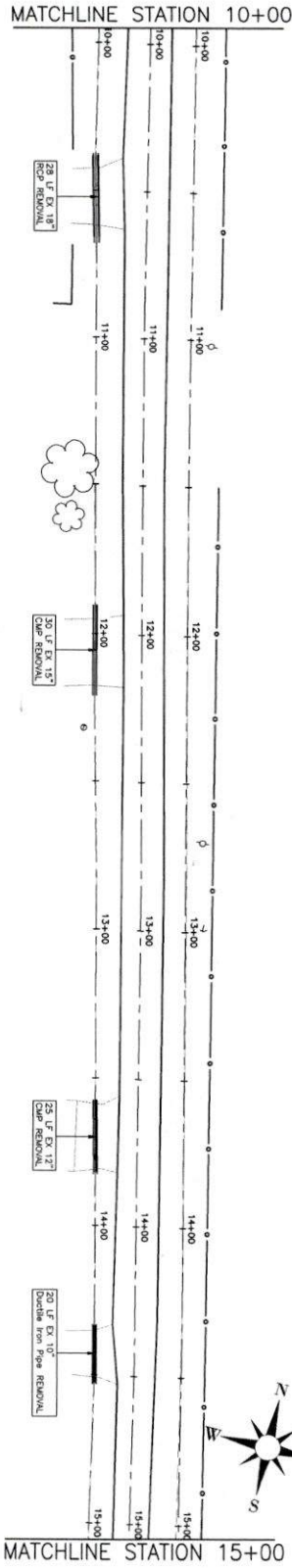
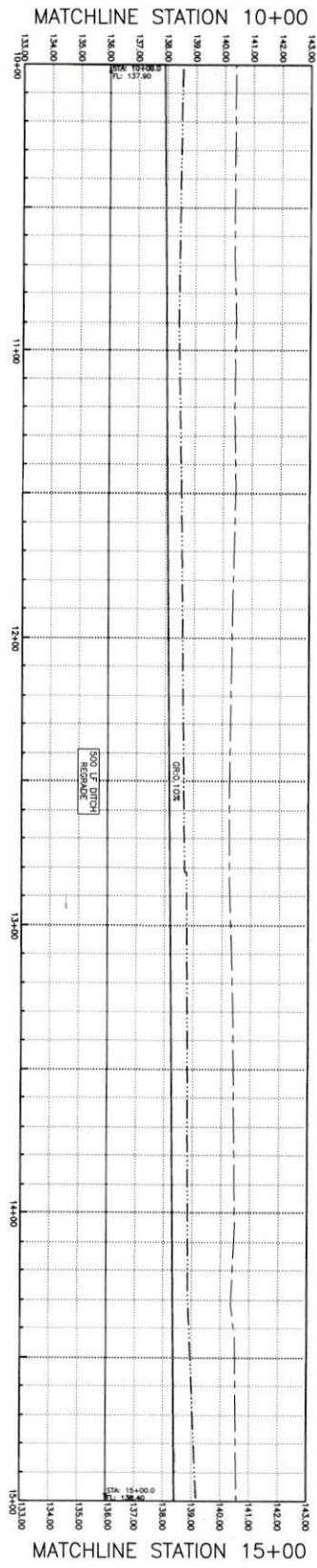
**WARD STREET  
STA 5+00 TO STA 10+00**

**LYNNENGINEERING**

TEXAS REGISTERED ENGINEERING FIRM F-324  
TEXAS REGISTERED SURVEYING FIRM 10116600

2200 AVENUE A  
BAY CITY, TEXAS 77414  
PH. (361)782-7121

This drawing was released under the authority of John D. Mercer PE #40374 for review purposes only, on April 8, 2026. It is not to be used for construction or any other purposes.



- POWER POLE
- WATER METER
- CLEANOUT
- MANHOLE
- PROPERTY CORNER
- MAIL BOX
- SIGN
- TELEPHONE BOX
- GAS METER
- ELECTRIC BOX
- POST
- GLY WIRE
- FIREHYDRANT
- GATE VALVE
- CONTROL POINT
- CABLE TELEVISION BOX
- EXISTING BLDG.
- GAS LINE
- FENCE
- WATER LINE
- SEWER LINE
- STORM SEWER LINE
- FORCE MAIN
- POWER LINE
- UNDER GROUND TELEPHONE LINE
- UNDER GROUND ELECTRICAL LINE

DRAWN BY: CBR	
CHECKED BY: JDM	
DESIGNED BY: JDM	
SCALE: 1" = 20'	
JOB NO. 20100227/00	
DATE PRINTED: 11/13/20	
DATE REVISIONS: 11/13/20	
NO. REVISIONS: 0	
REMARKS:	
STA 10+00 TO STA 15+00	

GLO MIT MOD - FANNIN DRAINAGE IMPROVEMENTS  
 FANNIN, TX  
**WARD STREET**  
 STA 10+00 TO STA 15+00

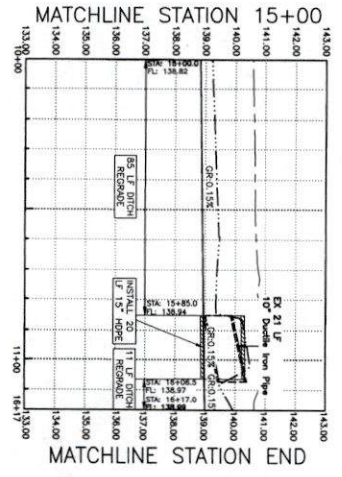
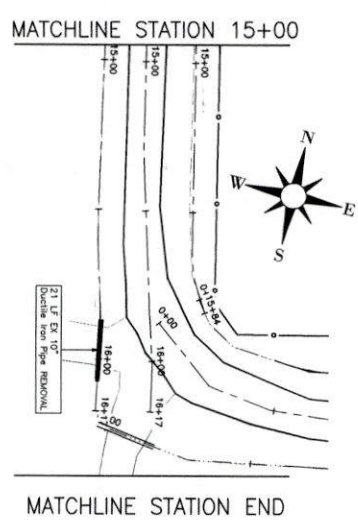
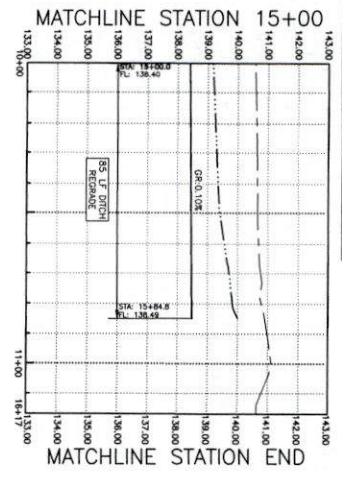
**LYNN ENGINEERING**  
 TEXAS REGISTERED ENGINEERING FIRM F-324  
 TEXAS REGISTERED SURVEYING FIRM 10116600



2200 AVENUE A  
 BAY CITY, TEXAS 77414  
 PH. (361)782-7121

14 OF XX

This drawing was released under the authority of John D. Mercer PE #40374 for review purposes only, on April 8, 2026. It is not to be used for construction or any other purposes.



- |                 |               |                      |                              |
|-----------------|---------------|----------------------|------------------------------|
| POWER POLE      | TELEPHONE BOX | CONTROL POINT        | SEWER LINE                   |
| WATER METER     | GAS METER     | CABLE TELEVISION BOX | STORM SEWER LINE             |
| CLEANOUT        | ELECTRIC BOX  | EXISTING BLDG.       | FORCE MAIN                   |
| MANHOLE         | POST          | GAS LINE             | POWER LINE                   |
| PROPERTY CORNER | GLY WIRE      | FENCE                | UNDER GROUND TELEPHONE LINE  |
| MAIL BOX        | FIREHYDRANT   | WATER LINE           | UNDER GROUND ELECTRICAL LINE |
| SIGN            | GATE VALVE    |                      |                              |

DRAWN BY: CER	
CHECKED BY: JOH	
DESIGNED BY: JOH	
SCALE: 1" = 20'	
JOB NO. 20110027/000	
DATE: PRINTED	REVISIONS
NO.	REMARKS

GLO MIT MOD - FANNIN DRAINAGE IMPROVEMENTS  
 FANNIN, TX  
**WARD STREET**  
 STA 15+00 TO STA END

**LYNNENGINEERING**  
 TEXAS REGISTERED ENGINEERING FIRM F-324  
 TEXAS REGISTERED SURVEYING FIRM 10116600

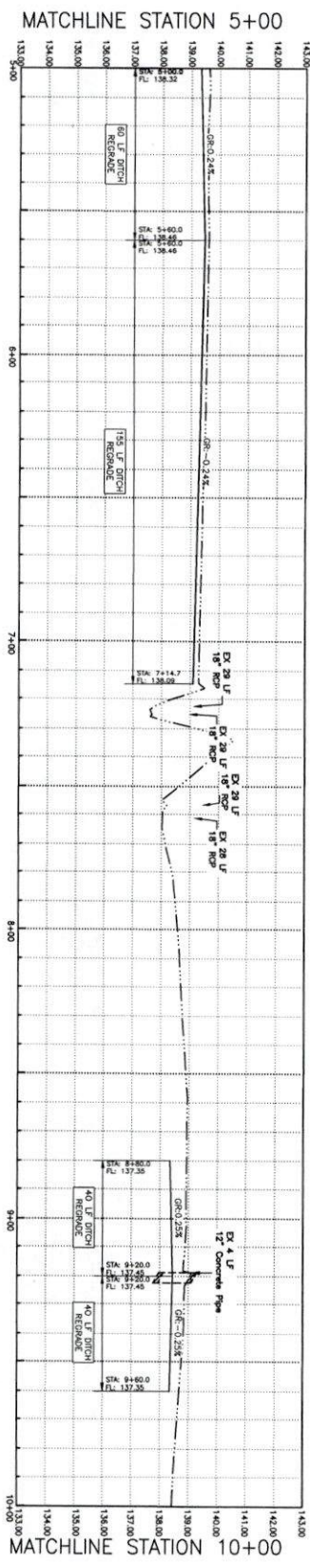
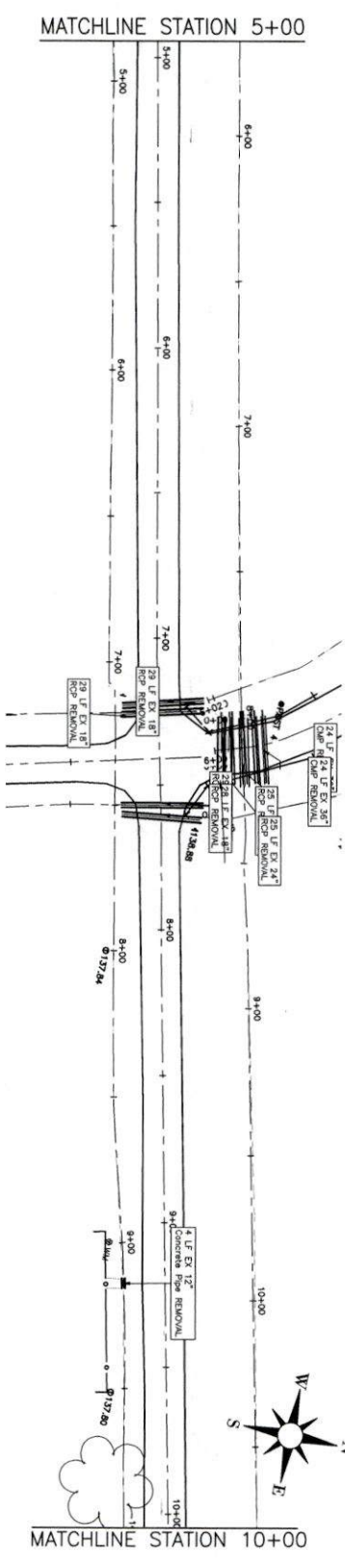
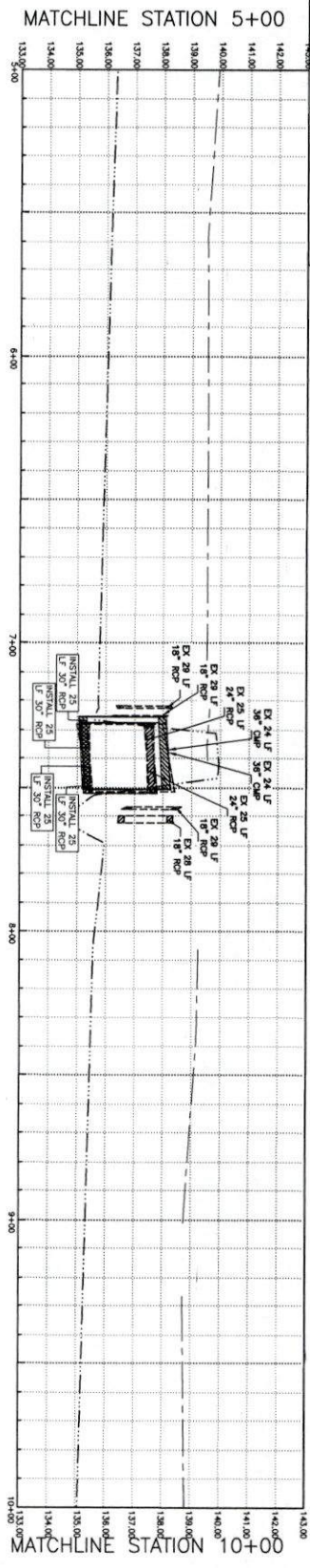


2200 AVENUE A  
 BAY CITY, TEXAS 77414  
 PH. (361)782-7121

15 OF XX  
 STA 15+00 TO STA END



This drawing was released under the authority of John D. Mercor PE #40374 for review purposes only, on April 8, 2026. It is not to be used for construction or any other purposes.



- POWER POLE
- WATER METER
- CLEANOUT
- MANHOLE
- PROPERTY CORNER
- MAIL BOX
- SIGN
- TELEPHONE BOX
- GAS METER
- ELECTRIC BOX
- POST
- GUY WIRE
- FIRE-HYDRANT
- GATE VALVE
- CONTROL POINT
- CABLE TELEVISION BOX
- ▭ EXISTING BLDG.
- ▭ GAS LINE
- ▭ FENCE
- ▭ WATER LINE
- ▭ SEWER LINE
- ▭ STORM SEWER LINE
- ▭ FORCE MAIN
- ▭ POWER LINE
- ▭ UNDER GROUND TELEPHONE LINE

GLO MIT MOD - FANNIN DRAINAGE IMPROVEMENTS

FANNIN, TX

HANLEY ST  
STA 5+00 TO STA 10+00

GLO MIT MOD

DRAWN BY:	CEN
CHECKED BY:	JDM
DESIGNED BY:	JDM
SCALE:	1" = 20'
JOB NO.:	20-100231/200
PRINTED:	
DATE:	REVISED
NO.	REVISIONS

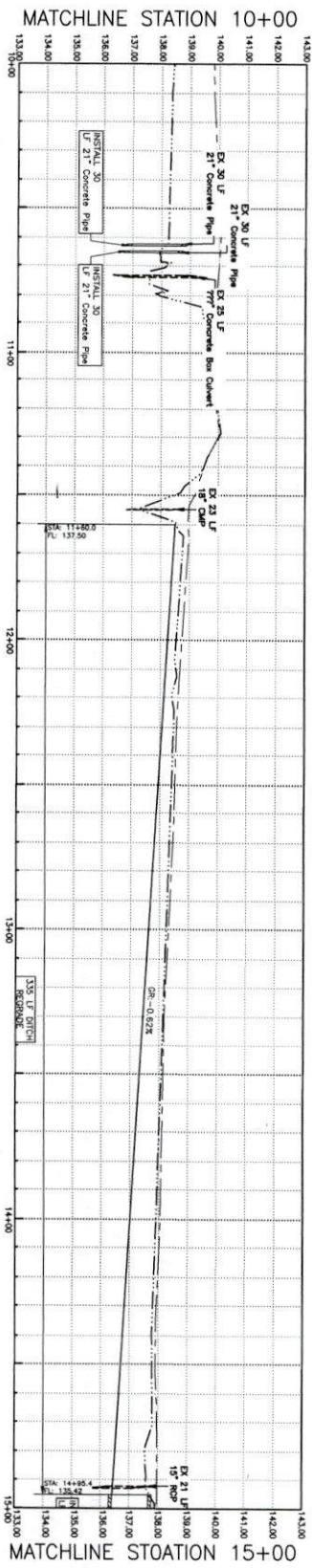
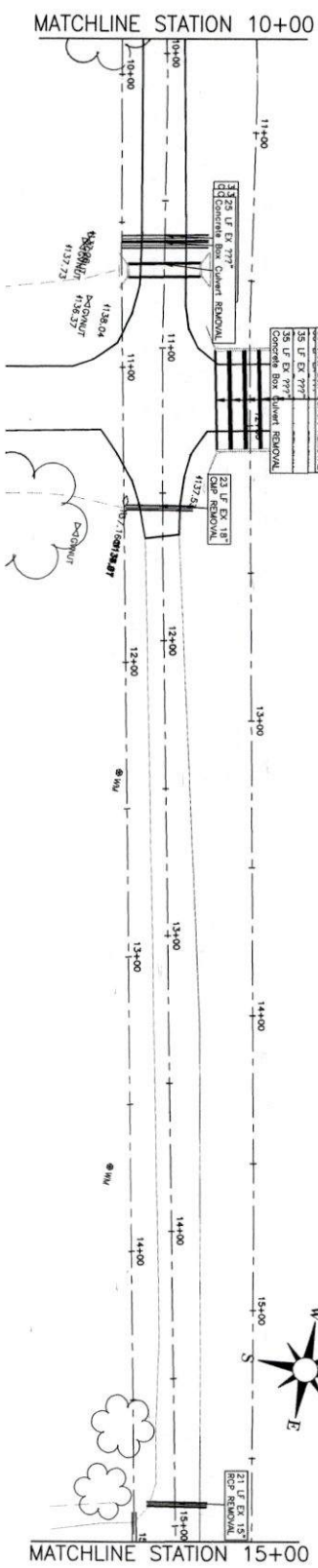
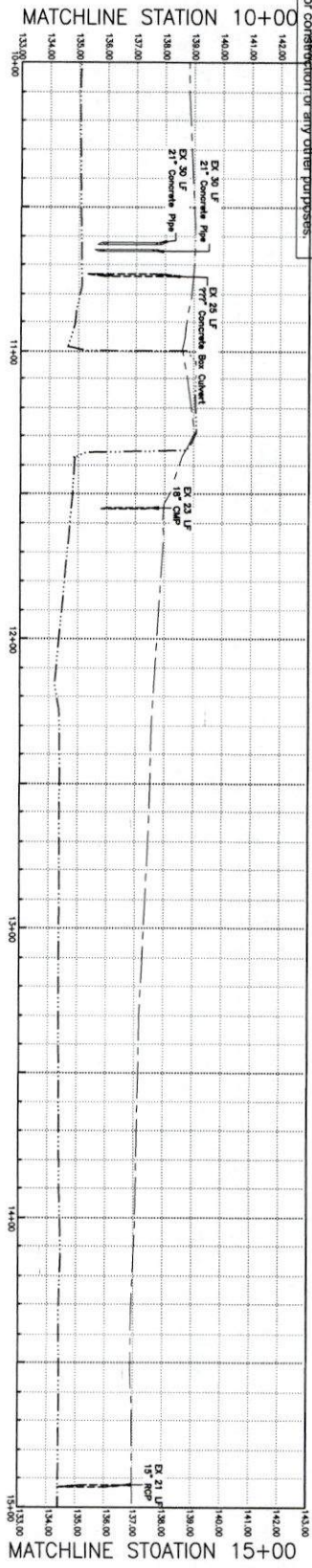
STA 5+00 TO STA 10+00

**17 OF XX**

**LYNNENGINEERING**  
 TEXAS REGISTERED ENGINEERING FIRM F-324  
 TEXAS REGISTERED SURVEYING FIRM 10116600

2200 AVENUE A  
 BAY CITY, TEXAS 77414  
 PH. (361)782-7121

This drawing was released under the authority of John D. Mercer PE #40374 for review purpose only on April 8, 2026. It is not to be used for construction or any other purposes.



- POWER POLE
- TELEPHONE BOX
- CONTROL POINT
- SEWER LINE
- WATER METER
- GAS METER
- CABLE TELEVISION BOX
- STORM SEWER LINE
- CLEANOUT
- ELECTRIC BOX
- EXISTING BLDG.
- FORCE MAIN
- MANHOLE
- POST
- GAS LINE
- POWER LINE
- PROPERTY CORNER
- GUY WIRE
- FENCE
- UNDER GROUND TELEPHONE LINE
- MAIL BOX
- FIRE-HYDRANT
- WATER LINE
- UNDER GROUND ELECTRICAL LINE
- SIGN
- GATE VALVE

GLO MIT MOD - FANNIN DRAINAGE IMPROVEMENTS	
FANNIN, TX	
HANLEY ST STA 10+00 TO STA 15+00	
DRAWN BY: JEM	GLO MIT MOD
CHECKED BY: JEM	
DESIGNED BY: JEM	
SCALE: 1" = 20'	
JOB NO. 20100237.000	
PRINTED	
DATE	
REVISIONS	
NO.	REMARKS

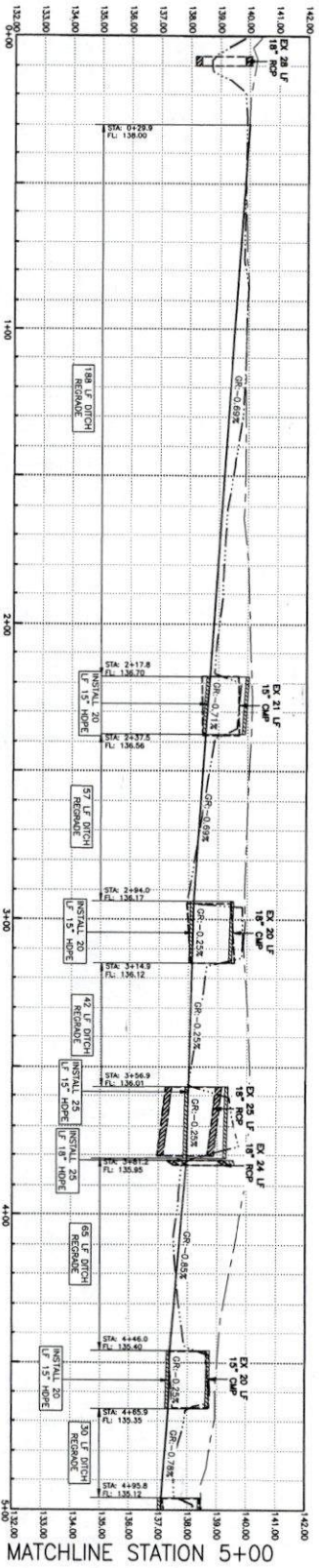
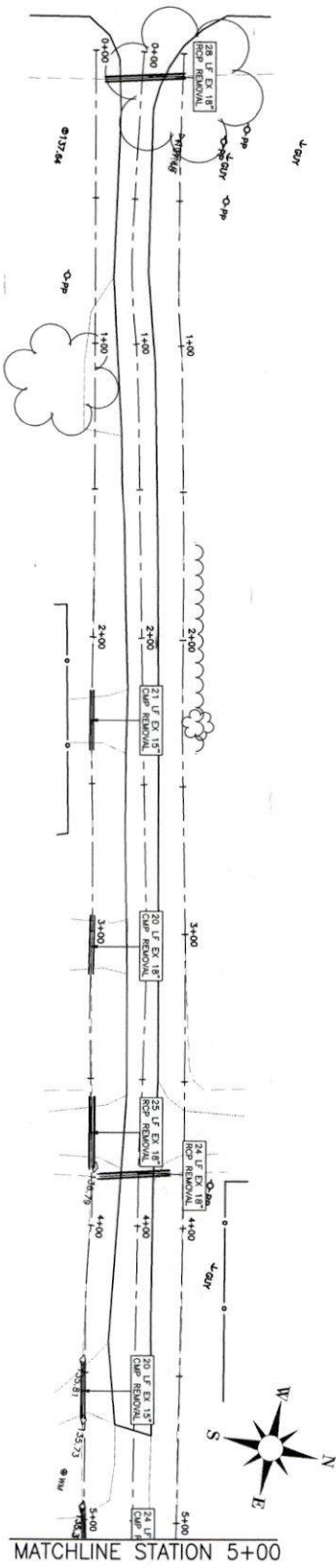
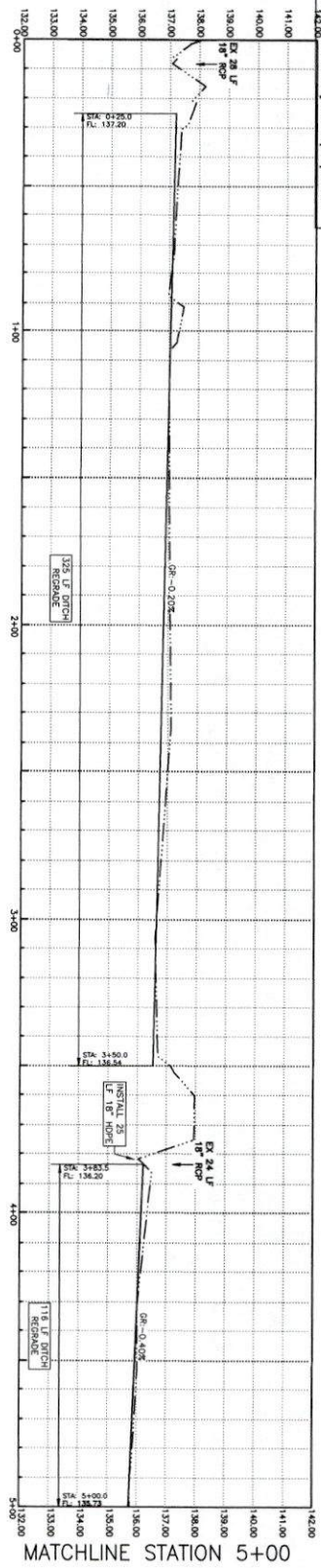
**LYNNENGINEERING**  
 TEXAS REGISTERED ENGINEERING FIRM F-324  
 TEXAS REGISTERED SURVEYING FIRM 10116600

2200 AVENUE A  
 BAY CITY, TEXAS 77414  
 PH. (361)782-7121

18 OF XX



This drawing was released under the authority of John D. Mercer PE #40374 for review purposes only, on April 8, 2026. It is not to be used for construction or any other purposes.



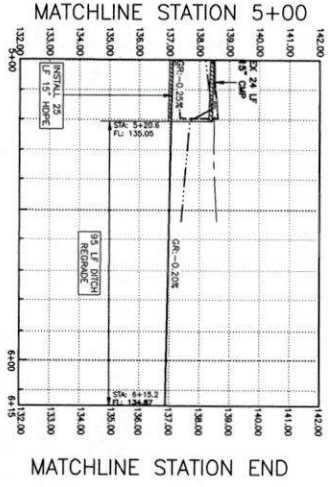
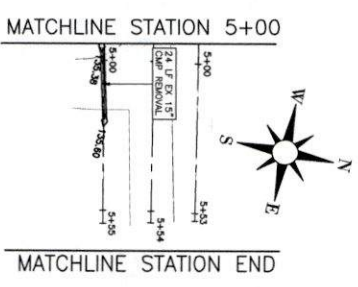
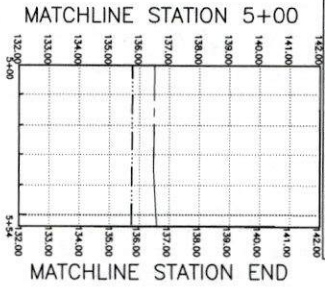
- |                   |                 |                        |                                |
|-------------------|-----------------|------------------------|--------------------------------|
| ● POWER POLE      | □ TELEPHONE BOX | ◆ CONTROL POINT        | — SEWER LINE                   |
| ○ WATER METER     | ○ GAS METER     | ○ CABLE TELEVISION BOX | — STORM SEWER LINE             |
| ○ CLEANOUT        | ○ ELECTRIC BOX  | — EXISTING BLDG.       | — FORCE MAIN                   |
| ○ MANHOLE         | ○ POST          | — GAS LINE             | — POWER LINE                   |
| ○ PROPERTY CORNER | ○ GUY WIRE      | — FENCE                | — UNDER GROUND TELEPHONE LINE  |
| ○ MAIL BOX        | ○ FIREHYDRANT   | — WATER LINE           | — UNDER GROUND ELECTRICAL LINE |
| ○ SIGN            | ○ GATE VALVE    |                        |                                |

DRAWN BY: CER	
CHECKED BY: JDM	
DESIGNED BY: JDM	
SCALE: 1" = 20'	
JOB NO. 20-100231/000	
PRINTED: 1-1-20	
DATE: 02/13/20	
REVISIONS:	
NO.	REMARKS
STA 0+00 TO STA 5+00	

GLO MIT MOD - FANNIN DRAINAGE IMPROVEMENTS  
 FANNIN, TX  
**FANNIN AVENUE**  
**STA 0+00 TO STA 5+00**

**LYNNENGINEERING**  
 TEXAS REGISTERED ENGINEERING FIRM F-324  
 TEXAS REGISTERED SURVEYING FIRM 10116600  
 2200 AVENUE A  
 BAY CITY, TEXAS 77414  
 PH. (361)782-7121

This drawing was released under the authority of John D. Mercer PE #40374 for review purposes only, on April 8, 2026. It is not to be used for construction or any other purposes.



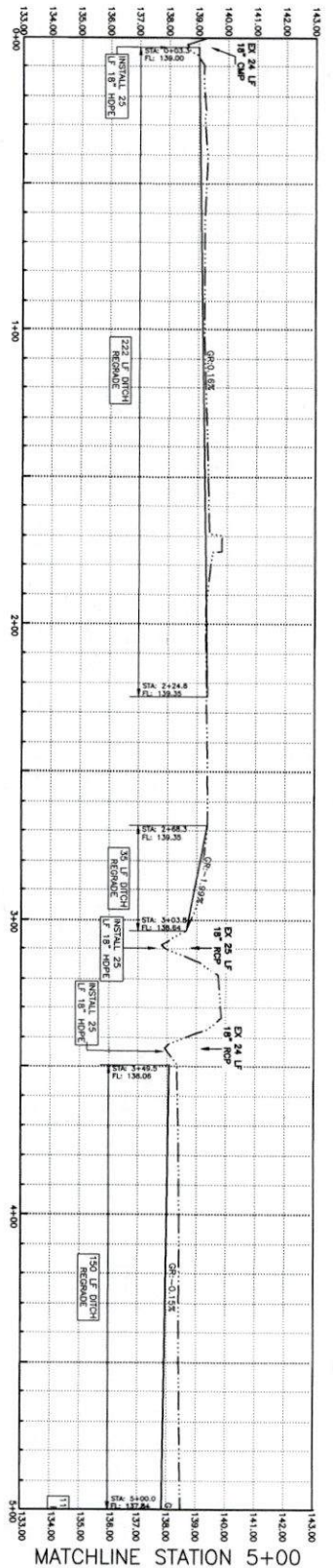
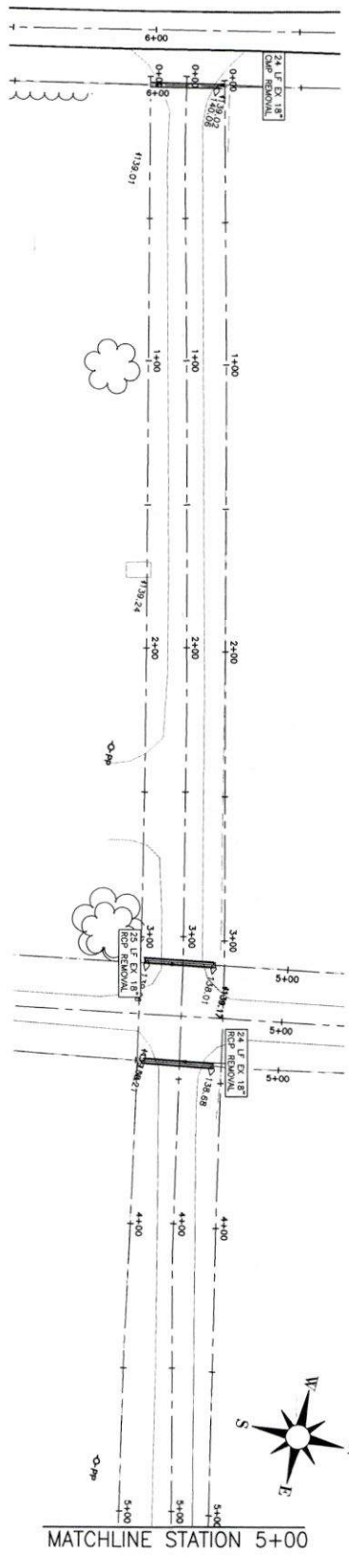
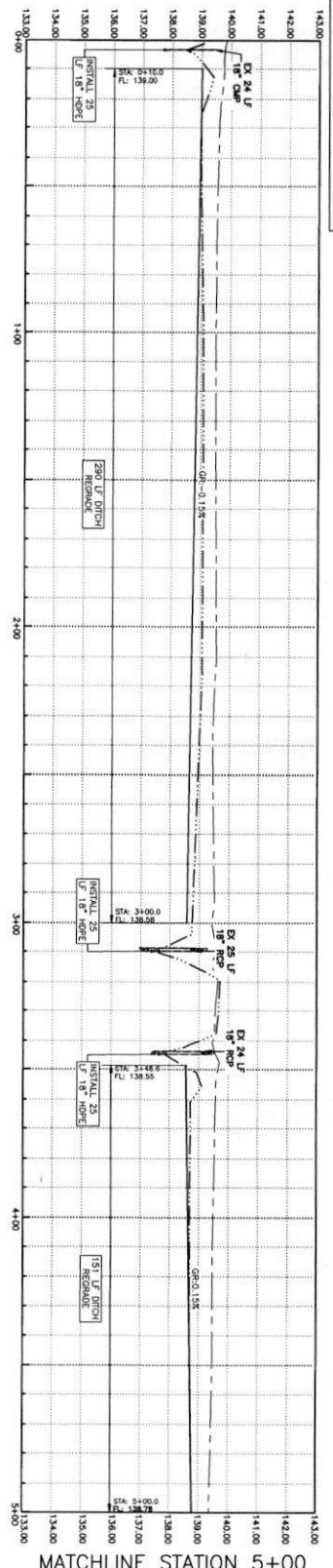
- POWER POLE
- TELEPHONE BOX
- ◆ CONTROL POINT
- SEWER LINE
- WATER METER
- GAS METER
- ◆ CABLE TELEVISION BOX
- STORM SEWER LINE
- CLEANOUT
- ELECTRIC BOX
- ◆ EXISTING BLDG.
- FORCE MAIN
- MANHOLE
- POST
- GAS LINE
- POWER LINE
- PROPERTY CORNER
- GUY WIRE
- GAS LINE
- UNDER GROUND TELEPHONE LINE
- MAIL BOX
- FIRE HYDRANT
- WATER LINE
- UNDER GROUND ELECTRICAL LINE
- SIGN
- GATE VALVE

GLO MIT MOD	
DRAWN BY: CER CHECKED BY: JDM DESIGNED BY: JDM SCALE: 1" = 20' JOB NO.: 20-10027/000 PRINTED: [ ] DATE: [ ] REVISIONS: [ ] NO. [ ] REVISIONS [ ]	GLO MIT MOD - FANNIN DRAINAGE IMPROVEMENTS FANNIN, TX <b>FANNIN AVENUE</b> <b>STA 5+00 TO STA END</b>

**LYNNENGINEERING**  
 TEXAS REGISTERED ENGINEERING FIRM F-324  
 TEXAS REGISTERED SURVEYING FIRM 10116600

2200 AVENUE A  
 BAY CITY, TEXAS 77414  
 PH. (361)782-7121

This drawing was released under the authority of John D. Mercer PE #40374 for review purposes only, on April 8, 2026. It is not to be used for construction or any other purposes.



- POWER POLE
- WATER METER
- CLEANOUT
- MANHOLE
- PROPERTY CORNER
- MAIL BOX
- SIGN
- TELEPHONE BOX
- GAS METER
- ELECTRIC BOX
- POST
- GUY WIRE
- FIREHYDRANT
- GATE VALVE
- CONTROL POINT
- CABLE TELEVISION BOX
- EXISTING BLDG.
- GAS LINE
- FENCE
- WATER LINE
- SEWER LINE
- STORM SEWER LINE
- FORCE MAIN
- POWER LINE
- UNDER GROUND TELEPHONE LINE
- UNDER GROUND ELECTRICAL LINE

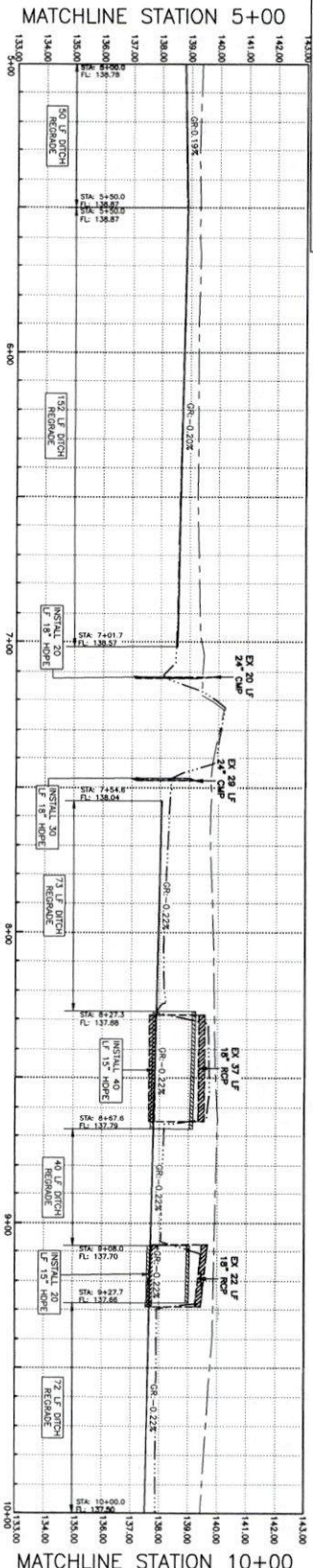
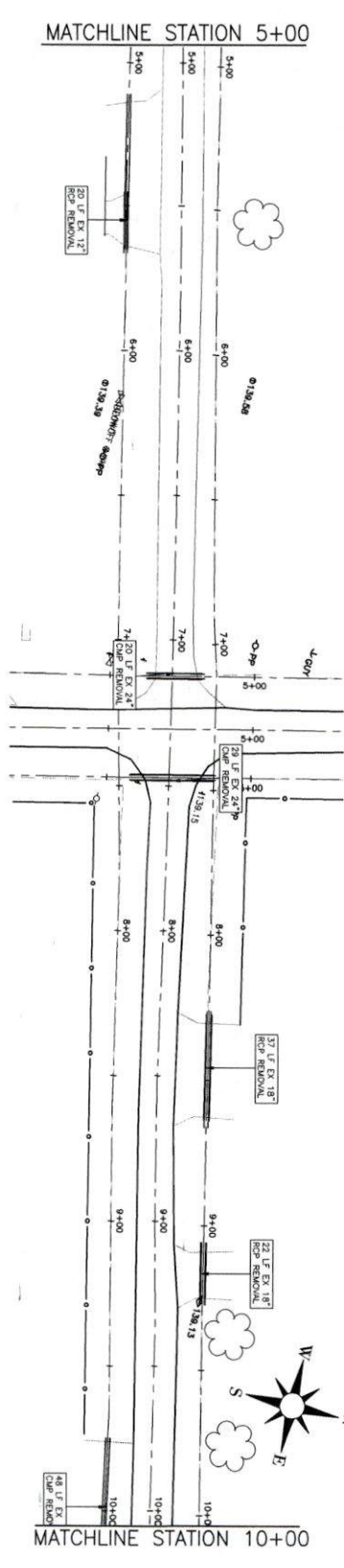
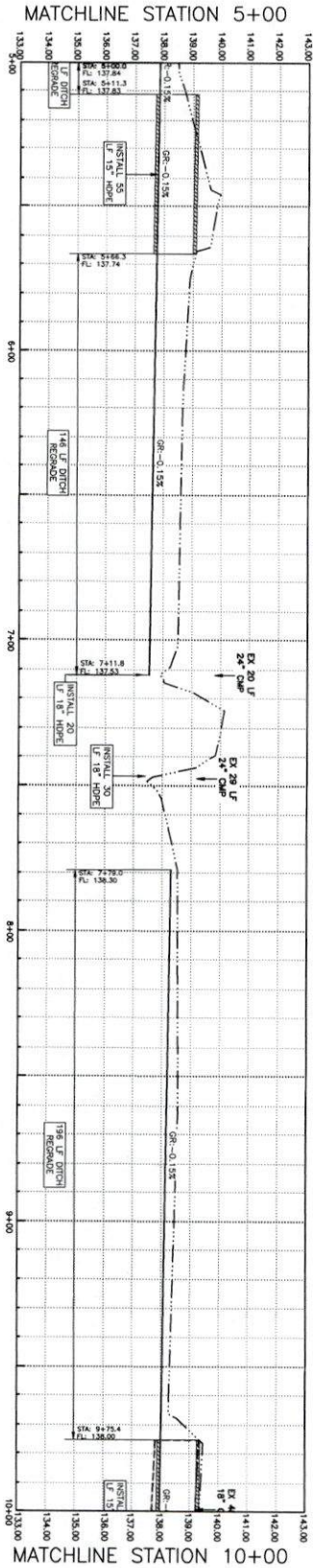
GLO MIT MOD - FANNIN DRAINAGE IMPROVEMENTS  
 FANNIN, TX  
**BIFIELD STREET**  
 STA 0+00 TO STA 5+00

**LYNNENGINEERING**  
 TEXAS REGISTERED ENGINEERING FIRM F-324  
 TEXAS REGISTERED SURVEYING FIRM 10116600  

 2200 AVENUE A  
 BAY CITY, TEXAS 77414  
 PH. (361)782-7121

GLO MIT MOD	
DRAWN BY	CER
CHECKED BY	JMK
DESIGNED BY	JMK
SCALE	1" = 20'
DATE	20/10/23/090
DATE	
DATE	
DATE	
DATE	
NO.	
REVISIONS	
NO.	
REVISIONS	
NO.	
REVISIONS	
STA 0+00 TO STA 5+00	

This drawing was released under the authority of John D. Mercer, PE #40374 for review purposes only, on April 8, 2026. It is not to be used for construction or any other purposes.



- |                 |               |                      |                              |
|-----------------|---------------|----------------------|------------------------------|
| POWER POLE      | TELEPHONE BOX | CONTROL POINT        | SEWER LINE                   |
| WATER METER     | GAS METER     | CABLE TELEVISION BOX | STORM SEWER LINE             |
| CLEANOUT        | ELECTRIC BOX  | EXISTING BLDG.       | FORCE MAIN                   |
| MANHOLE         | POST          | GAS LINE             | POWER LINE                   |
| PROPERTY CORNER | GUY WIRE      | FENCE                | UNDER GROUND TELEPHONE LINE  |
| MAIL BOX        | FIREHYDRANT   | WATER LINE           | UNDER GROUND ELECTRICAL LINE |
| SIGN            | GATE VALVE    |                      |                              |

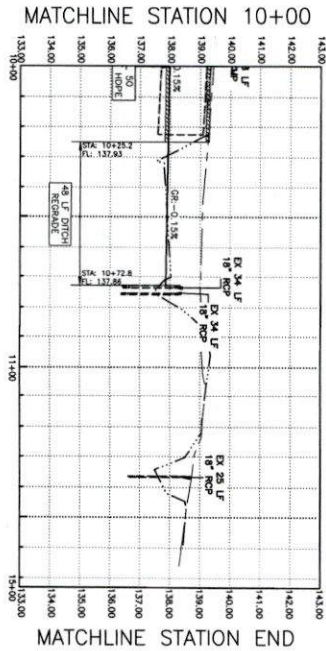
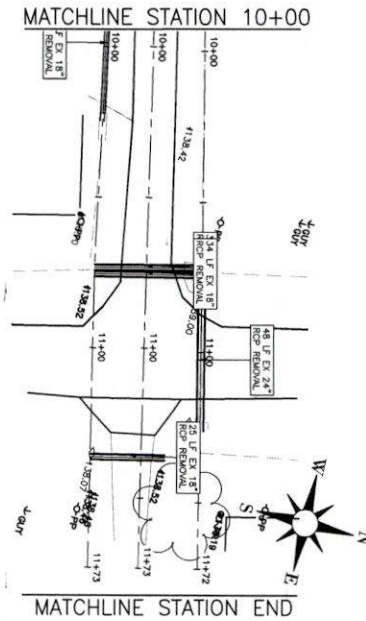
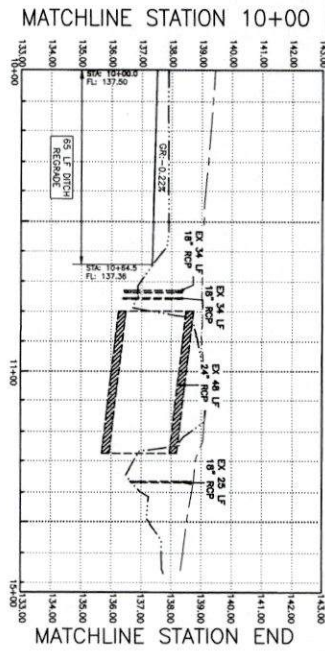
STA 5+00 TO STA 10+00	23 OF XX
DATE	REVISIONS
NO.	REMARKS
PRINTED	
20-100227-000	
SCALE	
1" = 20'	
DESIGNED BY	JDM
CHECKED BY	JDM
DRAWN BY	CEM
GLO MIT MOD	

GLO MIT MOD - FANNIN DRAINAGE IMPROVEMENTS  
 FANNIN, TX  
**BIFIELD STREET**  
 STA 5+00 TO STA 10+00

**LYNN ENGINEERING**  
 TEXAS REGISTERED ENGINEERING FIRM F-324  
 TEXAS REGISTERED SURVEYING FIRM 10116600

2200 AVENUE A  
 BAY CITY, TEXAS 77414  
 PH. (361)782-7121

This drawing was released under the authority of John D. Mercer PE #40374 for review purposes only, on April 8, 2025. It is not to be used for construction or any other purposes.



- |                 |               |                      |                              |
|-----------------|---------------|----------------------|------------------------------|
| POWER POLE      | TELEPHONE BOX | CONTROL POINT        | SEWER LINE                   |
| WATER METER     | GAS METER     | CABLE TELEVISION BOX | STORM SEWER LINE             |
| CLEANOUT        | ELECTRIC BOX  | EXISTING BLDG.       | FORCE MAIN                   |
| MANHOLE         | POST          | GAS LINE             | POWER LINE                   |
| PROPERTY CORNER | GUY WIRE      | FENCE                | UNDER GROUND TELEPHONE LINE  |
| MAIL BOX        | FIREHYDRANT   | WATER LINE           | UNDER GROUND ELECTRICAL LINE |
| SIGN            | GATE VALVE    |                      |                              |

GLO MIT MOD	
DRAWN BY:	CEM
CHECKED BY:	JDM
DESIGNED BY:	JDM
SCALE:	1" = 20'
JOB NO.:	20100237/000
PRINTED:	
DATE:	
REVISIONS	
NO.	REMARKS

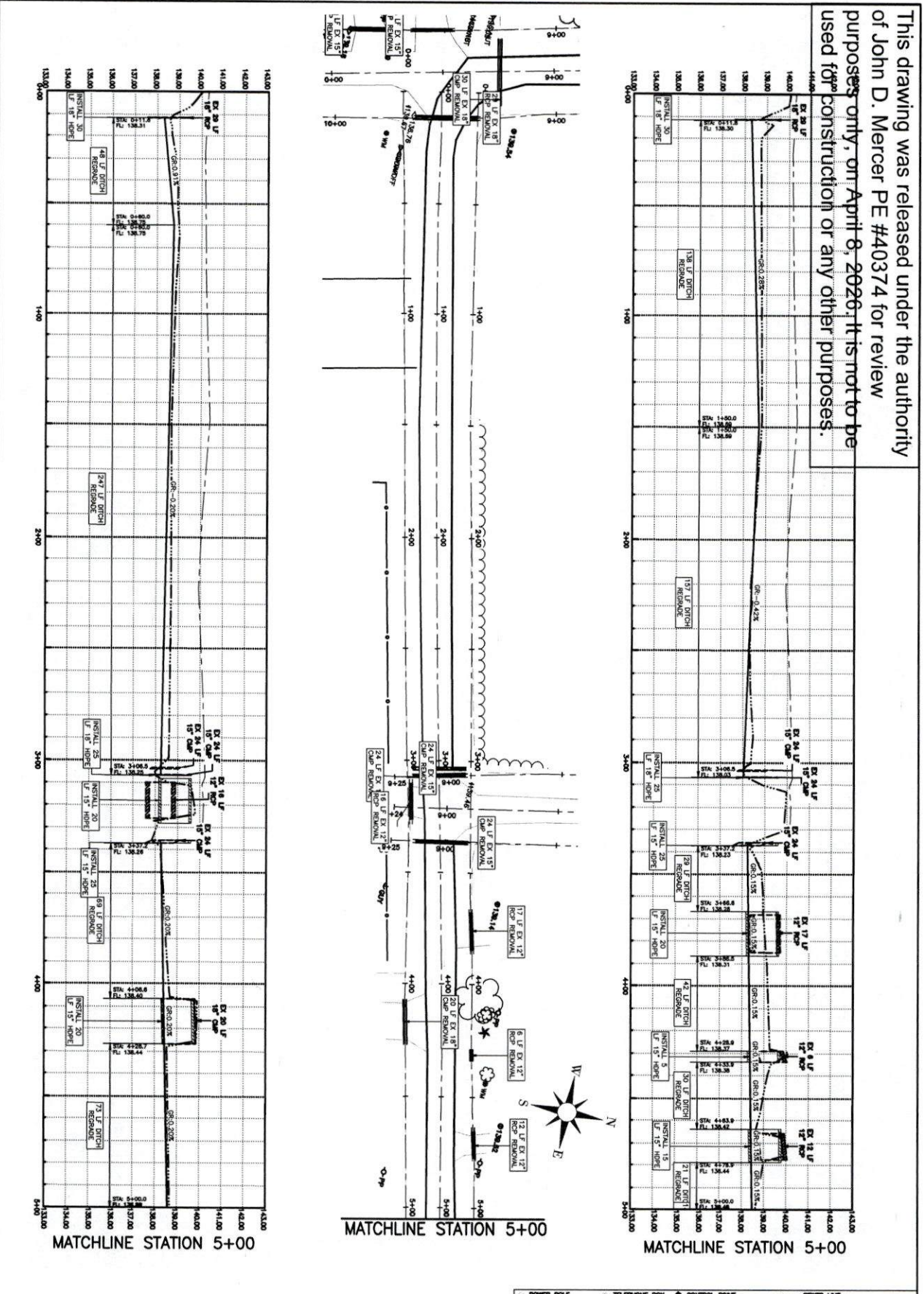
GLO MIT MOD - FANNIN DRAINAGE IMPROVEMENTS  
 FANNIN, TX  
**BIFIELD STREET**  
 STA 10+00 TO STA END

**LYNNENGINEERING**  
 TEXAS REGISTERED ENGINEERING FIRM F-324  
 TEXAS REGISTERED SURVEYING FIRM 10116600



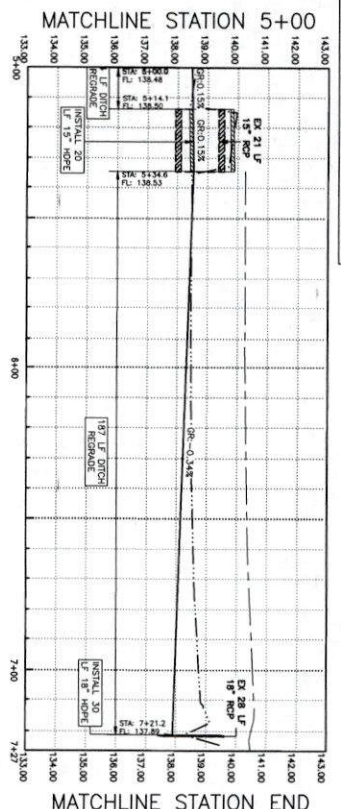
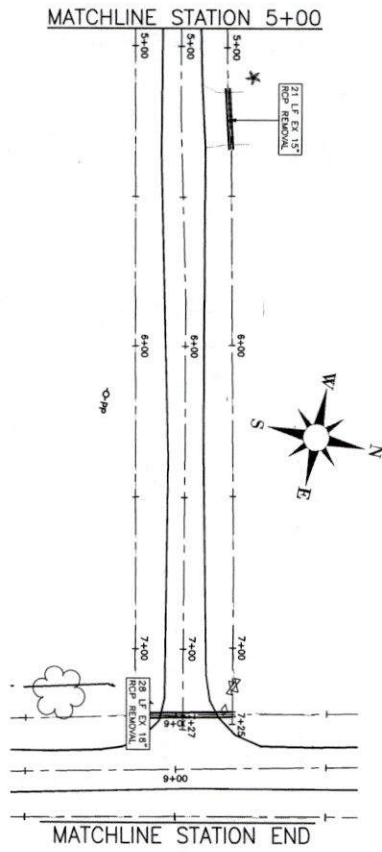
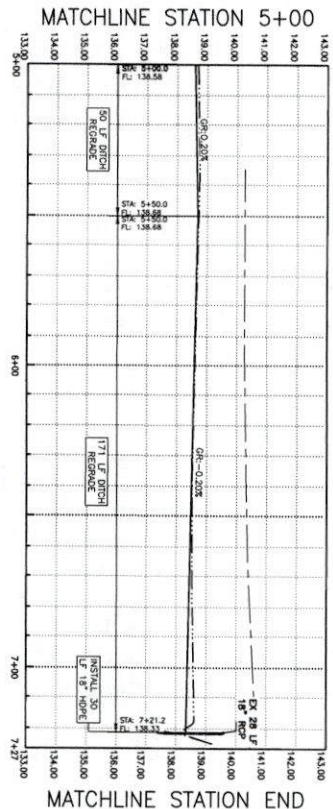
2200 AVENUE A  
 BAY CITY, TEXAS 77414  
 PH. (361)782-7121

This drawing was released under the authority of John D. Mercer PE #40374 for review purposes only, on April 8, 2026. It is not to be used for construction or any other purposes.



<p>DRAWN BY: CER          CHECKED BY: ZAM          DESIGNED BY: ZAM          SCALE: AS SHOWN          DATE: 20.10.03.00          PRINTED: 20.10.03.00          NO. OF SHEETS: 25          SHEET NO.: 25 OF XX</p>	<p>GLO MIT MOD - FANNIN DRAINAGE IMPROVEMENTS          FANNIN, TX  <b>BLACKBURN STREET (WEST)</b>          STA 0+00 TO STA 5+00</p>	<p><b>LYNNENGINEERING</b>          TEXAS REGISTERED ENGINEERING FIRM F-324          TEXAS REGISTERED SURVEYING FIRM 10116600</p> <p>2200 AVENUE A          BAY CITY, TEXAS 77414          PH. (361)782-7121</p>
---	---	---

This drawing was released under the authority of John D. Mercer, PE #40374 for review purposes only, on April 8, 2026. It is not to be used for construction or any other purposes.



- |                 |               |                      |                              |
|-----------------|---------------|----------------------|------------------------------|
| POWER POLE      | TELEPHONE BOX | CONTROL POINT        | SEWER LINE                   |
| WATER METER     | GAS METER     | CABLE TELEVISION BOX | STORM SEWER LINE             |
| CLEANOUT        | ELECTRIC BOX  | EXISTING BLDG.       | FORCE MAIN                   |
| MANHOLE         | POST          | GAS LINE             | POWER LINE                   |
| PROPERTY CORNER | UTILITY WIRE  | FENCE                | UNDER GROUND TELEPHONE LINE  |
| MAIL BOX        | FIREHYDRANT   | WATER LINE           | UNDER GROUND ELECTRICAL LINE |
| SIGN            | GATE VALVE    |                      |                              |

DRAWN BY: CER	
CHECKED BY: JDM	
DESIGNED BY: JDM	
SCALE: 1" = 20'	
JOB NO. 26.100237/000	
DATE PRINTED: 11-20'	
DATE REVISIONS:	
NO. REVISIONS:	
REVISIONS:	
STA. 5+00 TO STA. END	

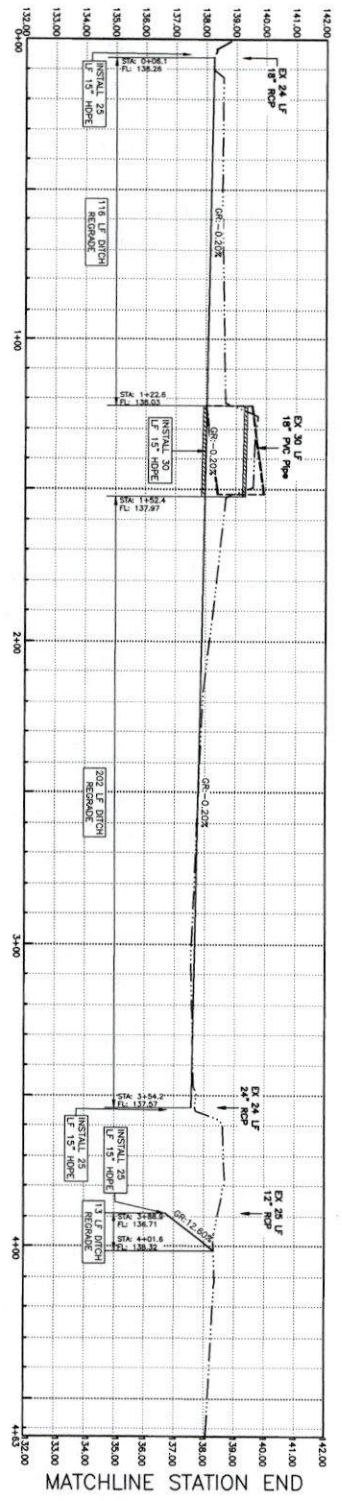
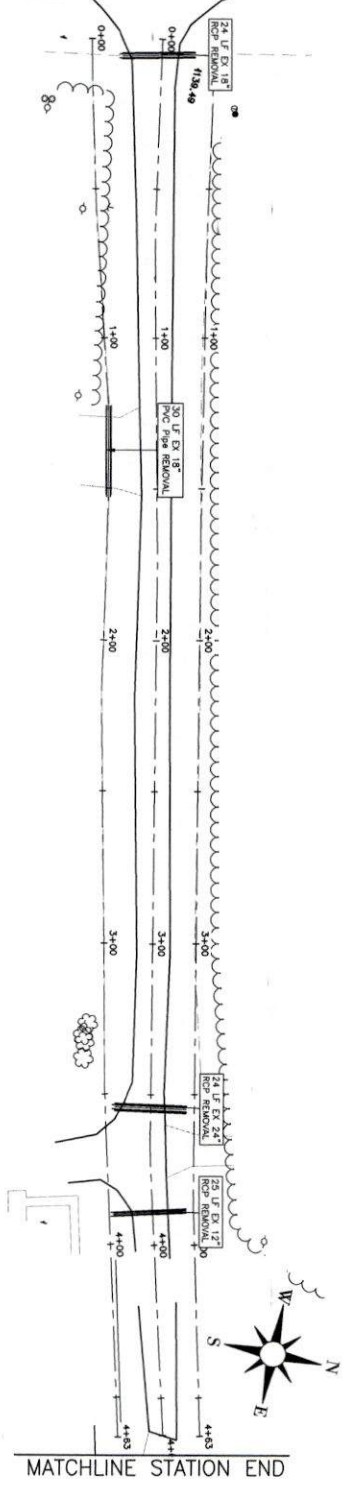
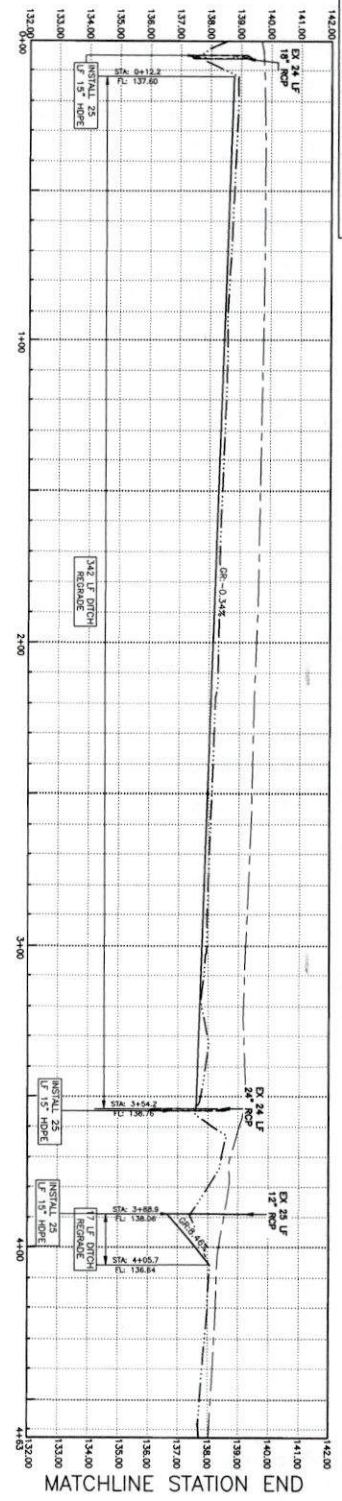
GLO MIT MOD - FANNIN DRAINAGE IMPROVEMENTS  
 FANNIN, TX  
**BLACKBURN STREET (WEST)**  
 STA 5+00 TO STA END

**LYNNENGINEERING**  
 TEXAS REGISTERED ENGINEERING FIRM F-324  
 TEXAS REGISTERED SURVEYING FIRM 10116600

2200 AVENUE A  
 BAY CITY, TEXAS 77414  
 PH. (361)782-7121

**26 OF XX**

This drawing was released under the authority of John D. Mercer PE #40374 for review purposes only, on April 8, 2026. It is not to be used for construction or any other purposes.



- POWER POLE
- WATER METER
- CLEANOUT
- MANHOLE
- PROPERTY CORNER
- MAIL BOX
- SIGN
- TELEPHONE BOX
- GAS METER
- ELECTRIC BOX
- POST
- GUY WIRE
- FIRE-HYDRANT
- GATE VALVE
- ◆ CONTROL POINT
- CABLE TELEVISION BOX
- EXISTING BLDG.
- GAS LINE
- FENCE
- WATER LINE
- SEWER LINE
- STORM SEWER LINE
- FORCE MAIN
- POWER LINE
- UNDER GROUND TELEPHONE LINE
- UNDER GROUND ELECTRICAL LINE

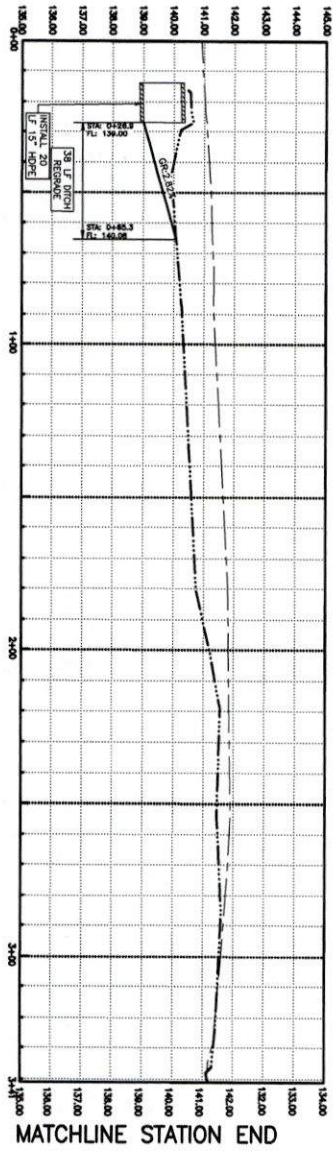
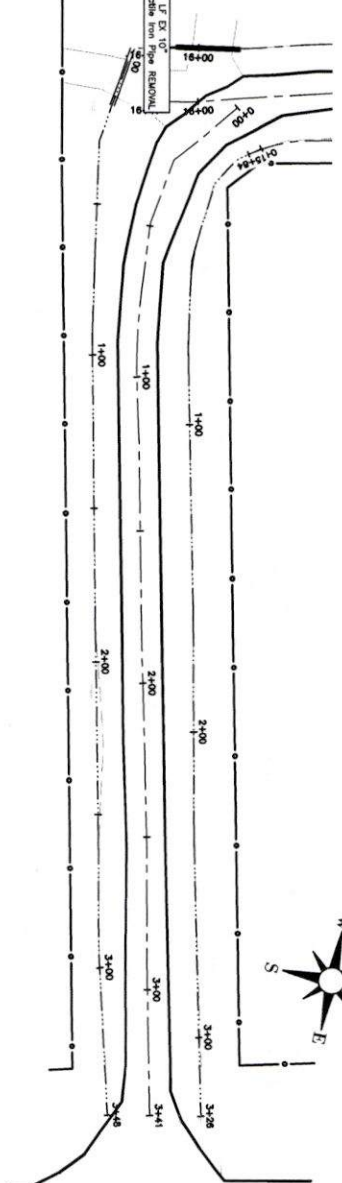

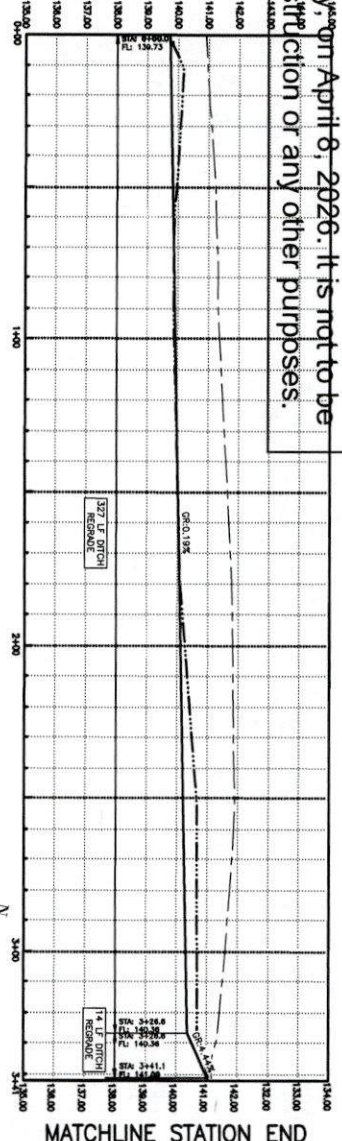
**LYNNENGINEERING**  
 TEXAS REGISTERED ENGINEERING FIRM F-324  
 TEXAS REGISTERED SURVEYING FIRM 10116600

2200 AVENUE A  
 BAY CITY, TEXAS 77414  
 PH. (361)782-7121

GLO MIT MOD - FANNIN DRAINAGE IMPROVEMENTS  
 FANNIN, TX  
**BLACKBURN STREET (EAST)**  
 STA 0+00 TO STA END

GLO MIT MOD	
DRAWN BY: JDM	CER
CHECKED BY: JDM	JDM
DESIGNED BY: JDM	JDM
SCALE: 1" = 20'	
JOB NO. 20100231.000	
PRINTED	
DATE	REMARKS
NO.	REMARKS
REVISIONS	
STA 0+00 TO STA END	

This drawing was released under the authority of John D. Mercer PE #40374 for review purposes only, on April 8, 2026. It is not to be used for construction or any other purposes.



MATCHLINE STATION END

MATCHLINE STATION END

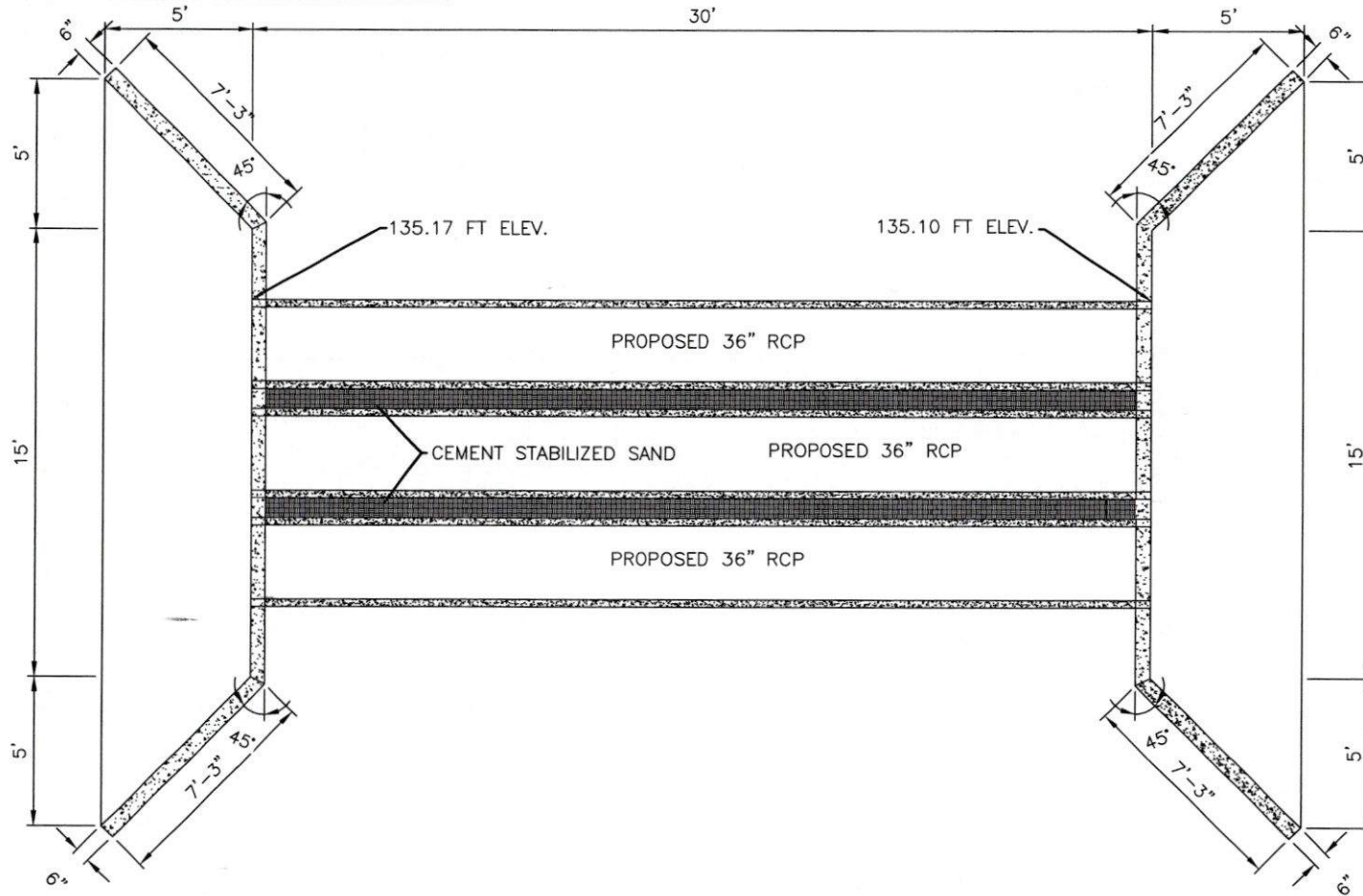
- POWER POLE
- WATER METER
- CLEANOUT
- MANHOLE
- POST
- PROPERTY CORNER
- MAIL BOX
- SIEN
- TELEPHONE BOX
- GAS METER
- ELECTRIC BOX
- POST
- PROPERTY CORNER
- MAIL BOX
- SIEN
- CONTROL POINT
- CABLE TELEVISION BOX
- EXISTING BLDG.
- GAS LINE
- FENCE
- WATER LINE
- SEWER LINE
- STORM SEWER LINE
- FORCE MAIN
- POWER LINE
- UNDER GROUND TELEPHONE LINE
- UNDER GROUND ELECTRICAL LINE

STATION	0+00 TO STA END
DATE	
REVISIONS	
NO.	
REMARKS	

GLO MIT MOD - FANNIN DRAINAGE IMPROVEMENTS  
 FANNIN, TX  
 WARD STREET (EAST)  
 STA 0+00 TO STA END

**LYNNENGINEERING**  
 TEXAS REGISTERED ENGINEERING FIRM F-524  
 TEXAS REGISTERED SURVEYING FIRM 10116600  
 2200 AVENUE A  
 BAY CITY, TEXAS 77414  
 PH. (361)782-7121

This drawing was released under the authority of John D. Mercer PE #40374 for review purposes only, on April 8, 2026. It is not to be used for construction or any other purposes.



PERDIDO STREET PLAN VIEW  
SCALE: 1/2" = 1'-0"

**SYMBOLS:**

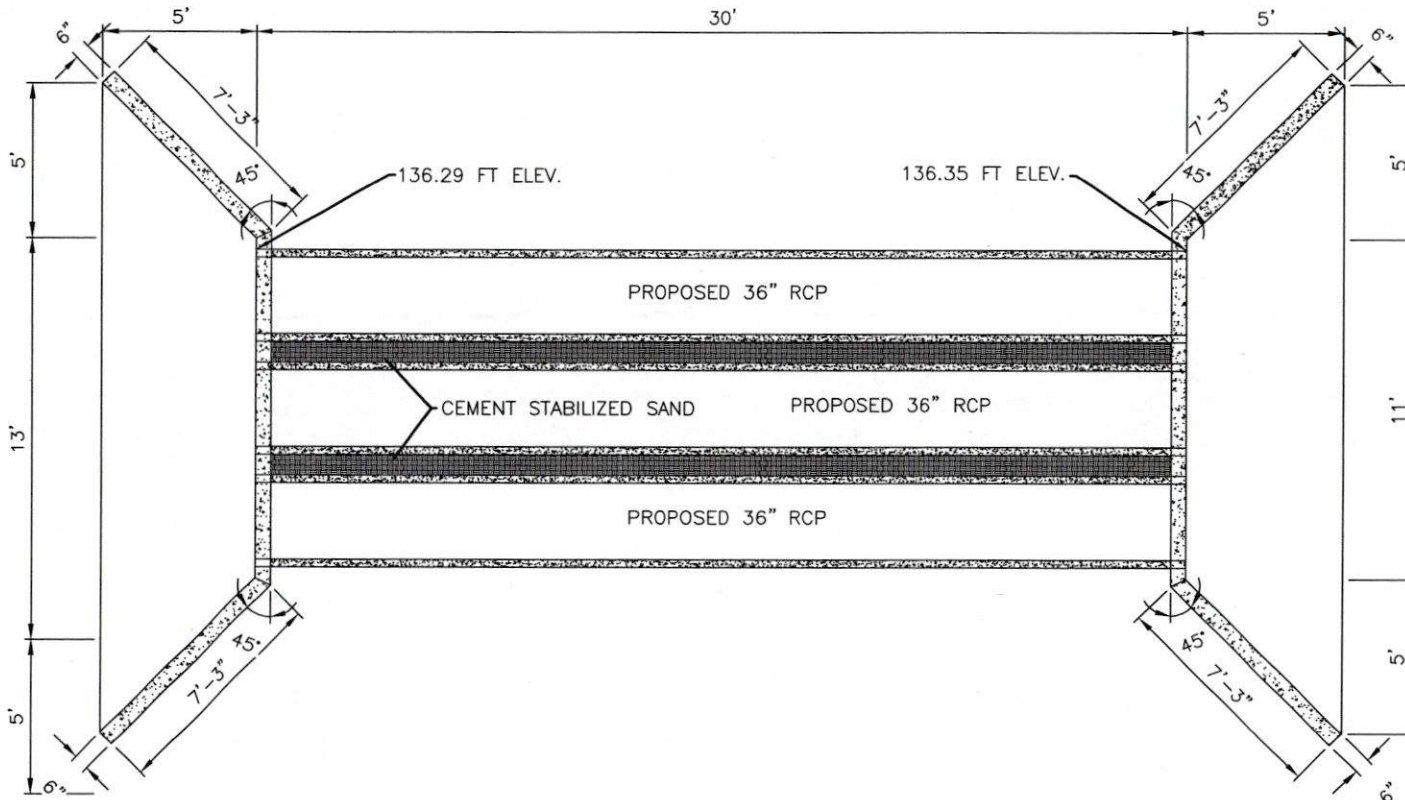
- POWER POLE
- WATER METER
- WATER MAIN
- MANHOLE
- WALL BOX
- MAIL BOX
- PROPERTY CORNER
- TELEPHONE BOX
- GAS METER
- ELECTRIC BOX
- POCKET
- PRESTORM
- WALL BOX
- CONTROL POINT
- CABLE TELEVISION BOX
- TELEPHONE BOX
- STORM SEWER BOX
- FORCE MAIN
- LANDER
- UNDER GROUND TELEPHONE LINE
- UNDER GROUND ELECTRICAL LINE

**LYNN ENGINEERING**  
 TEXAS REGISTERED ENGINEERING FIRM F-324  
 TEXAS REGISTERED SURVEYING FIRM 10118600  
 2200 AVENUE A  
 BAY CITY, TEXAS 77414  
 PH. (941) 782-7481

GLO MIT MOD - GOLIAD CO. DRAINAGE IMPROVEMENTS  
 GOLIAD CO.  
**DETAILS**

GOLIAD CO.	
DRAWN BY:	CER
CHECKED BY:	JDM
DESIGNED BY:	JDM
SCALE:	1:20
JOB NO. 20,100,237,000	
PRINTED	
DATE	REMARKS
REVISIONS	
NO.	REMARKS
DETAILS	
81 OF 84	

This drawing was released under the authority of John D. Mercer PE #40374 for review purposes only, on April 8, 2026. It is not to be used for construction or any other purposes.



COTTON STREET PLAN VIEW  
SCALE: 1/2" = 1'-0"

- POWER POLE
- WATER METER
- CLEANOUT
- PROPERTY CORNER
- MAN BOX
- MAN HOLE
- TELEPHONE BOX
- GAS METER
- ELECTRIC BOX
- FIRE HYDRANT
- WATER METER
- CONTROL POINT
- CABLE TELEVISION BOX
- EXISTING BLDG.
- EXISTING LINE
- EXISTING FENCE
- WATER LINE
- SEWER LINE
- STORM SEWER
- POWDER MAN
- UNDER GROUND TELEPHONE LINE
- UNDER GROUND ELECTRICAL LINE

**LYNN ENGINEERING**  
 TEXAS REGISTERED ENGINEERING FIRM F-324  
 TEXAS REGISTERED SURVEYING FIRM 10116600  
 2200 AVENUE A  
 BAY CITY, TEXAS 77414  
 PH. (361) 782-761

GLO MIT MOD - GOLIAD CO. DRAINAGE IMPROVEMENTS  
 GOLIAD CO.

GOLIAD CO.

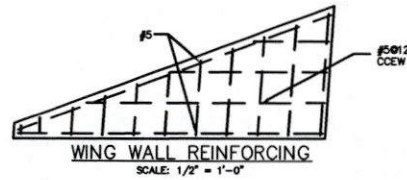
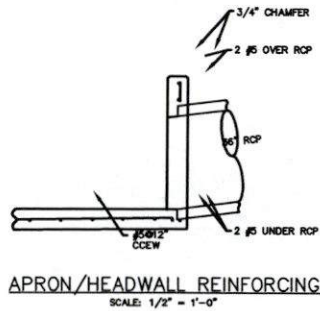
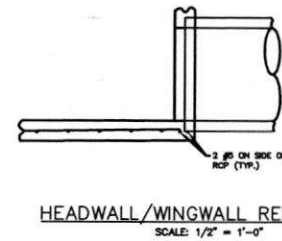
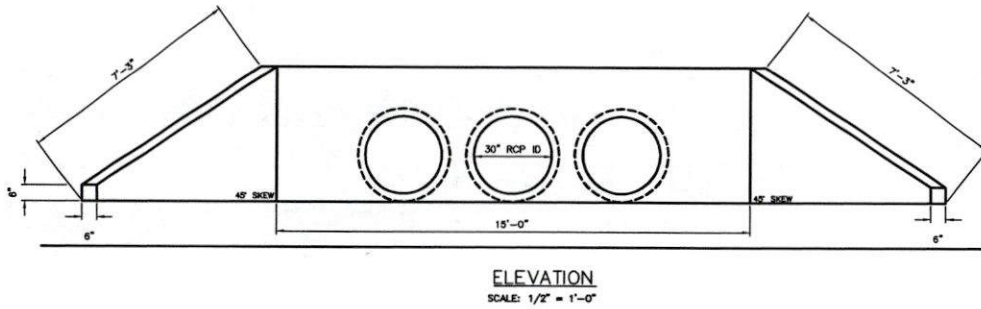
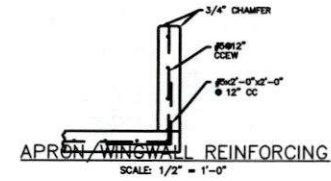
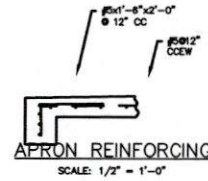
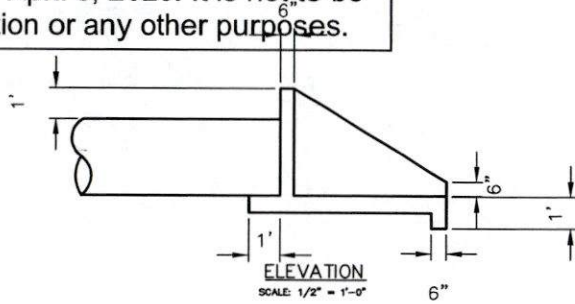
DRAWN BY: CER  
 CHECKED BY: JDM  
 DESIGNED BY: JDM  
 SCALE: 1/2" = 1'-0"  
 JOB NO. 20.100.237.000  
 PRINTED

DATE	REMARKS

REVISIONS	
NO.	REMARKS

DETAILS

This drawing was released under the authority of John D. Mercer PE #40374 for review purposes only, on April 8, 2026. It is not to be used for construction or any other purposes.



- TELEPHONE BOX
- POWER POLE
- WATER METER
- CLEANOUT
- MANHOLE
- MAN BOX
- SEWER
- SEWER BOX
- TELEPHONE BOX
- WATER METER
- ELECTRIC BOX
- WATER METER
- SEWER
- SEWER BOX
- TELEPHONE LINE
- POWER LINE
- WATER LINE
- UNDERGROUND TELEPHONE LINE
- UNDERGROUND ELECTRICAL LINE

**LYNN ENGINEERING**  
 TEXAS REGISTERED ENGINEERING FIRM E-324  
 TEXAS REGISTERED SURVEYING FIRM 10118600  
 2200 AVENUE A  
 BAY CITY, TEXAS 77414  
 PH. (361)782-7121

GLO MIT MOD - GOLIAD CO. DRAINAGE IMPROVEMENTS  
 GOLIAD CO.  
 DETAILS

GOLIAD CO.

DRAWN BY: CER  
 CHECKED BY: JDM  
 DESIGNED BY: JDM

SCALE: 1/2" = 1'-0"

JOB NO.  
 20,100,237,000

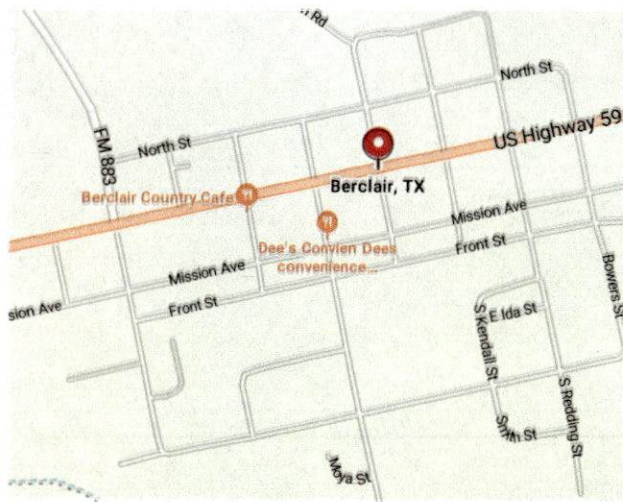
PRINTED

DATE REMARKS

REVISIONS

NO. REMARKS

DETAILS



# GLO CDBG-MIT MOD DRAINAGE GOLIAD COUNTY FANNIN, TX AND BERCLAIR, TX

ISSUE FOR REVIEW

## SHEET INDEX

### BERCLAIR

KEY MAP  
 OUTFALL STA 0+00 TO STA 1+10  
 OUTFALL STA 1+10 TO STA 1+70  
 OUTFALL STA 1+70 TO STA END  
 TEMPLE STREET STA 0+00 TO STA 5+00  
 TEMPLE STREET STA 5+00 TO STA 10+00  
 TEMPLE STREET STA 10+00 TO STA 15+00  
 TEMPLE STREET STA 15+00 TO STA END  
 TEMPLE STREET (EAST) STA 0+00 TO STA END  
 FRONT STREET STA 0+00 TO STA 5+00  
 FRONT STREET STA 5+00 TO STA 10+00  
 FRONT STREET STA 10+00 TO STA 15+00  
 FRONT STREET STA 15+00 TO STA 20+00  
 FRONT STREET STA 20+00 TO STA 25+00  
 FRONT STREET STA 25+00 TO STA 30+00  
 FRONT STREET STA 30+00 TO STA END  
 MISSION AVENUE STA 0+00 TO STA 5+00  
 MISSION AVENUE STA 5+00 TO STA 10+00  
 MISSION AVENUE STA 10+00 TO STA 15+00  
 MISSION AVENUE STA 15+00 TO STA 20+00  
 MISSION AVENUE STA 20+00 TO STA 25+00  
 MISSION AVENUE STA 25+00 TO STA 30+00  
 MISSION AVENUE STA 30+00 TO STA 35+00  
 MISSION AVENUE STA 35+00 TO STA 40+00  
 MISSION AVENUE STA 40+00 TO STA END  
 PETTUS STREET STA 0+00 TO STA 5+00  
 PETTUS STREET STA 5+00 TO STA 10+00  
 PETTUS STREET STA 10+00 TO STA END  
 WEST IDA STREET STA 0+00 TO STA 3+50  
 WEST IDA STREET STA 3+50 TO STA END

SHEET 32 OF 90  
 SHEET 33 OF 90  
 SHEET 34 OF 90  
 SHEET 35 OF 90  
 SHEET 36 OF 90  
 SHEET 37 OF 90  
 SHEET 38 OF 90  
 SHEET 39 OF 90  
 SHEET 40 OF 90  
 SHEET 41 OF 90  
 SHEET 42 OF 90  
 SHEET 43 OF 90  
 SHEET 44 OF 90  
 SHEET 45 OF 90  
 SHEET 46 OF 90  
 SHEET 47 OF 90  
 SHEET 48 OF 90  
 SHEET 49 OF 90  
 SHEET 50 OF 90  
 SHEET 51 OF 90  
 SHEET 52 OF 90  
 SHEET 53 OF 90  
 SHEET 54 OF 90  
 SHEET 55 OF 90  
 SHEET 56 OF 90  
 SHEET 57 OF 90  
 SHEET 58 OF 90  
 SHEET 59 OF 90  
 SHEET 60 OF 90

LOTT STREET STA 0+00 TO STA END  
 NORTH SARATOGA STREET STA 0+00 TO STA 5+00  
 NORTH SARATOGA STREET STA 5+00 TO STA END  
 WILSON AVENUE STA 0+00 TO STA 5+00  
 WILSON AVENUE STA 5+00 TO STA 10+00  
 WILSON AVENUE STA 10+00 TO STA 15+00  
 WILSON AVENUE STA 15+00 TO STA 20+00  
 WILSON AVENUE STA 20+00 TO STA END  
 NEW PORT STREET STA 0+00 TO STA 5+00  
 NEW PORT STREET STA 5+00 TO STA 10+00  
 NEW PORT STREET STA 10+00 TO STA END  
 NORTH KENDALL STA 0+00 TO STA 5+00  
 NORTH KENDALL STA 5+00 TO STA 10+00  
 NORTH KENDALL STA 10+00 TO STA END  
 SOUTH KENDALL STA 0+00 TO STA 3+00  
 SOUTH KENDALL STA 3+00 TO STA 8+00  
 SOUTH KENDALL STA 8+00 TO STA 11+00  
 SOUTH KENDALL STA 11+00 TO STA END  
 NORTH REDDING STA 0+00 TO STA 5+00  
 SOUTH REDDING STA 5+00 TO STA 10+00  
 SOUTH REDDING STA 10+00 TO STA 15+00  
 SOUTH REDDING STA 15+00 TO STA 20+00  
 SOUTH REDDING STA 20+00 TO STA END  
 NORTH BOWERS STREET STA 0+00 TO STA 5+00  
 NORTH BOWERS STREET STA 5+00 TO STA 10+00  
 NORTH BOWERS STREET STA 10+00 TO STA 15+00  
 NORTH BOWERS STREET STA 15+00 TO STA END  
 OUTFALL DETAIL  
 INTRUDER GATE DETAILS

SHEET 62 OF 90  
 SHEET 63 OF 90  
 SHEET 64 OF 90  
 SHEET 65 OF 90  
 SHEET 66 OF 90  
 SHEET 67 OF 90  
 SHEET 68 OF 90  
 SHEET 69 OF 90  
 SHEET 70 OF 90  
 SHEET 71 OF 90  
 SHEET 72 OF 90  
 SHEET 73 OF 90  
 SHEET 74 OF 90  
 SHEET 75 OF 90  
 SHEET 76 OF 90  
 SHEET 77 OF 90  
 SHEET 78 OF 90  
 SHEET 79 OF 90  
 SHEET 80 OF 90  
 SHEET 81 OF 90  
 SHEET 82 OF 90  
 SHEET 83 OF 90  
 SHEET 84 OF 90  
 SHEET 85 OF 90  
 SHEET 86 OF 90  
 SHEET 87 OF 90  
 SHEET 88 OF 90  
 SHEET 89 OF 90  
 SHEET 90 OF 90

## LYNNENGINEERING

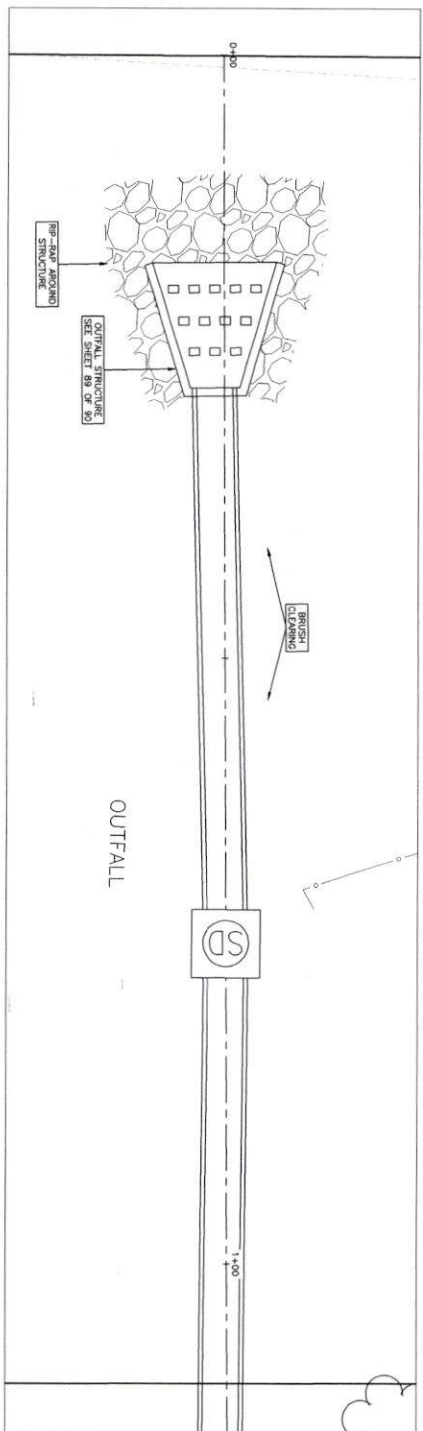
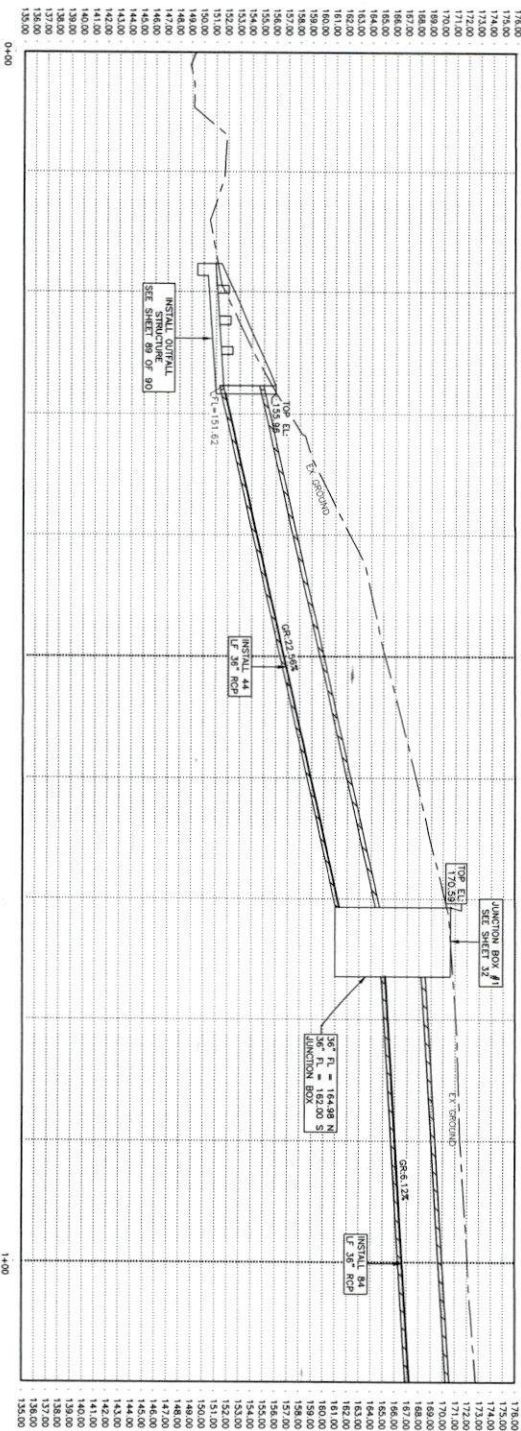
TEXAS REGISTERED ENGINEERING FIRM F-324  
 TEXAS REGISTERED SURVEYING FIRM 10116600



2200 AVENUE A  
 BAY CITY, TEXAS 77414  
 PH. (361)782-7121

MATCHLINE STATION START

MATCHLINE STATION START



MATCHLINE STATION 1+10

MATCHLINE STATION 1+10



- |                   |                 |                        |                                |
|-------------------|-----------------|------------------------|--------------------------------|
| ○ POWER POLE      | ○ TELEPHONE BOX | ● CONTROL POINT        | — SEWER LINE                   |
| ○ WATER METER     | ○ GAS METER     | ○ CABLE TELEVISION BOX | — STORM SEWER LINE             |
| ○ CLEANOUT        | ○ ELECTRIC BOX  | — EXISTING BLDG.       | — FORCE MAIN                   |
| ○ MANHOLE         | ● POST          | — GAS LINE             | — POWER LINE                   |
| ○ PROPERTY CORNER | — GUY WIRE      | — FENCE                | — UNDER GROUND TELEPHONE LINE  |
| ○ MAIL BOX        | — FRESHWATER    | — WATER LINE           | — UNDER GROUND ELECTRICAL LINE |
| ○ SIGN            | — GATE VALVE    |                        |                                |

GLO MIT MOD	
DRAWN BY:	JMS
CHECKED BY:	JWM
DESIGNED BY:	JWM
SCALE:	1" = 6'
JOB NO.	20110027/000
DATE PRINTED	
DATE REVISIONS	
NO.	REVISIONS

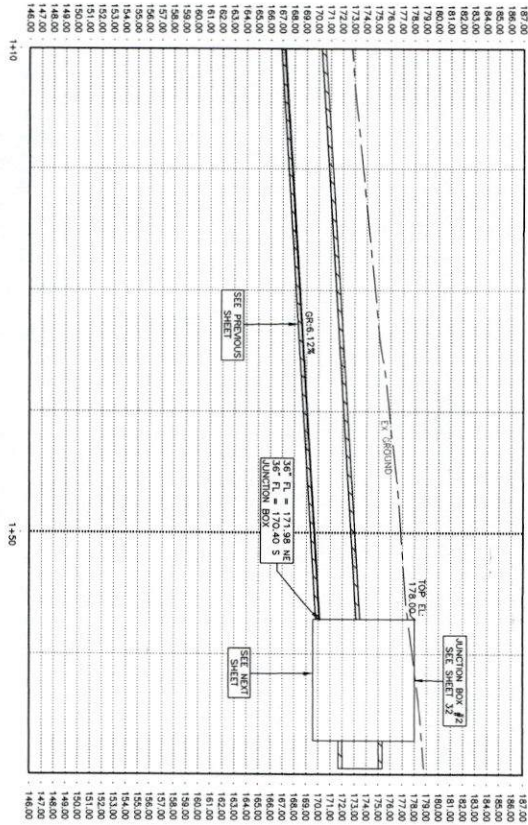
GLO MIT MOD-BERCLAIR DRAINAGE IMPROVEMENTS  
 BERCLAIR, TX  
**OUTFALL**  
 STA 0+00 TO STA 1+10

**LYNN ENGINEERING**  
 TEXAS REGISTERED ENGINEERING FIRM F-324  
 TEXAS REGISTERED SURVEYING FIRM 10116600

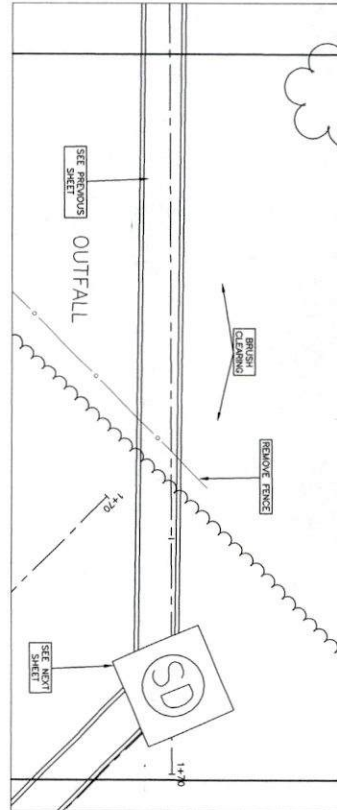
2200 AVENUE A  
 BAY CITY, TEXAS 77414  
 PH. (361)782-7121

33 OF 90  
 STA. 0+00 TO STA 1+10

MATCHLINE STATION 1+10

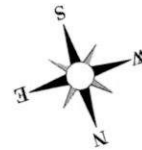


MATCHLINE STATION 1+10



MATCHLINE STATION 1+70

MATCHLINE STATION 1+70



- |                   |                 |                        |                                |
|-------------------|-----------------|------------------------|--------------------------------|
| ○ POWER POLE      | ⊙ TELEPHONE BOX | ◆ CONTROL POINT        | — SEWER LINE                   |
| ● WATER METER     | ⊙ GAS METER     | ⊙ CABLE TELEVISION BOX | — STORM SEWER LINE             |
| ⊙ CLEANOUT        | ⊙ ELECTRIC BOX  | ▭ EXISTING BLDG.       | — FORCE MAIN                   |
| ○ MANHOLE         | ● POST          | — GAS LINE             | — POWER LINE                   |
| ⊙ PROPERTY CORNER | — GUY WIRE      | — FENCE                | — UNDER GROUND TELEPHONE LINE  |
| ⊙ MAIL BOX        | ⊙ FIRE HYDRANT  | — WATER LINE           | — UNDER GROUND ELECTRICAL LINE |
| ⊙ SIGN            | ⊙ GATE VALVE    |                        |                                |

GLO MIT MOD	
DESIGNED BY: JDM	CHECKED BY: JDM
DATE: 20.10.02	SCALE: 1" = 5'
PRINTED	
JOB NO. 20.10027.000	
SCALE 1" = 5'	
DATE: 20.10.02	
REVISIONS	
NO.	REMARKS

GLO MIT MOD-BERCLAIR DRAINAGE IMPROVEMENTS  
 BERCLAIR, TX  
**OUTFALL**  
 STA 1+10 TO STA 1+70

**LYNN ENGINEERING**  
 TEXAS REGISTERED ENGINEERING FIRM F-324  
 TEXAS REGISTERED SURVEYING FIRM 10116600

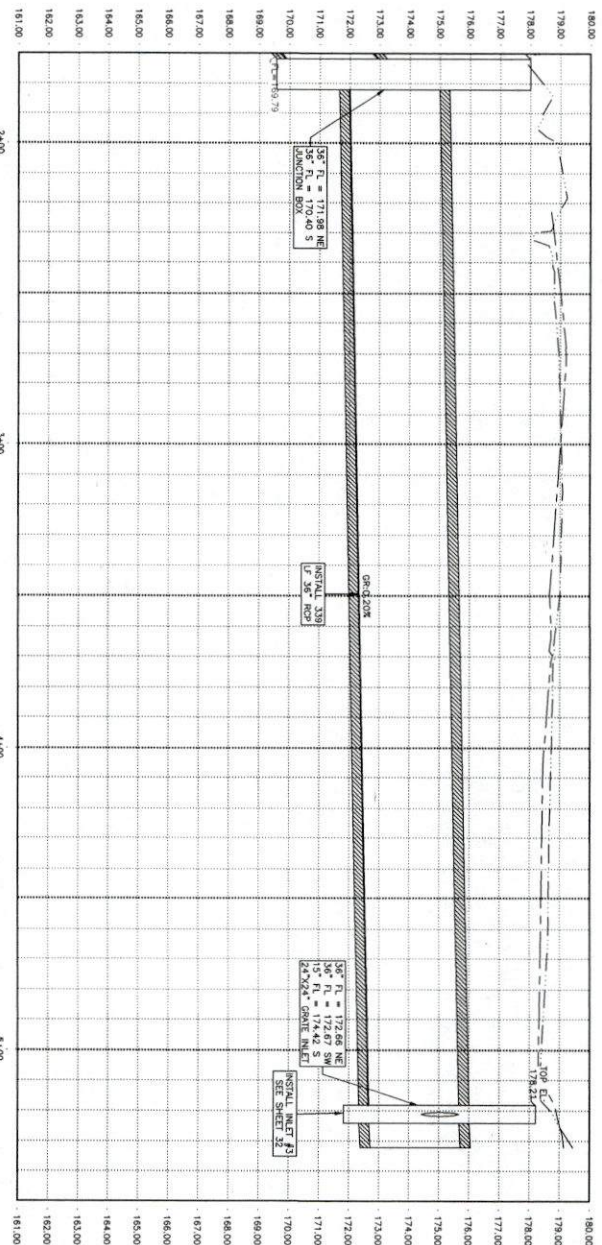
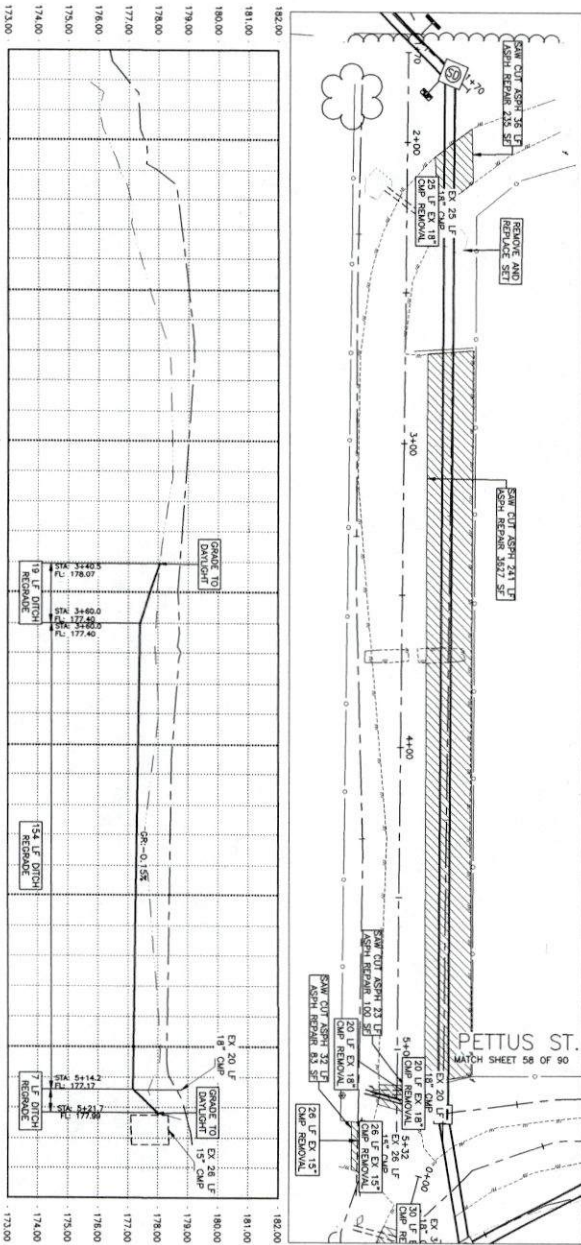


2200 AVENUE A  
 BAY CITY, TEXAS 77414  
 PH. (361)782-7121

MATCHLINE STATION 1+70

MATCHLINE STATION 1+70

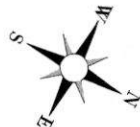
MATCHLINE STATION 1+70



MATCHLINE STATION END

MATCHLINE STATION END

MATCHLINE STATION END



- POWER POLE
- TELEPHONE BOX
- CONTROL POINT
- WATER METER
- GAS METER
- CABLE TELEVISION BOX
- CLEANOUT
- ELECTRIC BOX
- EXISTING BLDG.
- MANHOLE
- POST
- GAS LINE
- PROPERTY CORNER
- CITY WIRE
- FENCE
- MAIL BOX
- FIREHYDRANT
- WATER LINE
- SIGN
- GATE VALVE

<p><b>GLO MIT MOD</b></p> <p>DRAWN BY: JMS</p> <p>CHECKED BY: JDM</p> <p>DESIGNED BY: JDM</p> <p>SCALE: 1" = 20'</p> <p>DATE: 20.10.2017/2000</p> <p>PRINTED: 20.10.2017/2000</p> <p>NO. REVISIONS</p> <p>REMARKS</p>	<p><b>GLO MIT MOD-BERCLAIR DRAINAGE IMPROVEMENTS</b></p> <p>BERCLAIR, TX</p> <p><b>OUTFALL</b></p> <p>STA 1+80 TO STA END</p>
---	---

**LYNN ENGINEERING**


TEXAS REGISTERED ENGINEERING FIRM F-324

TEXAS REGISTERED SURVEYING FIRM 10116600

2200 AVENUE A  
BAY CITY, TEXAS 77414  
PH. (361)782-7121

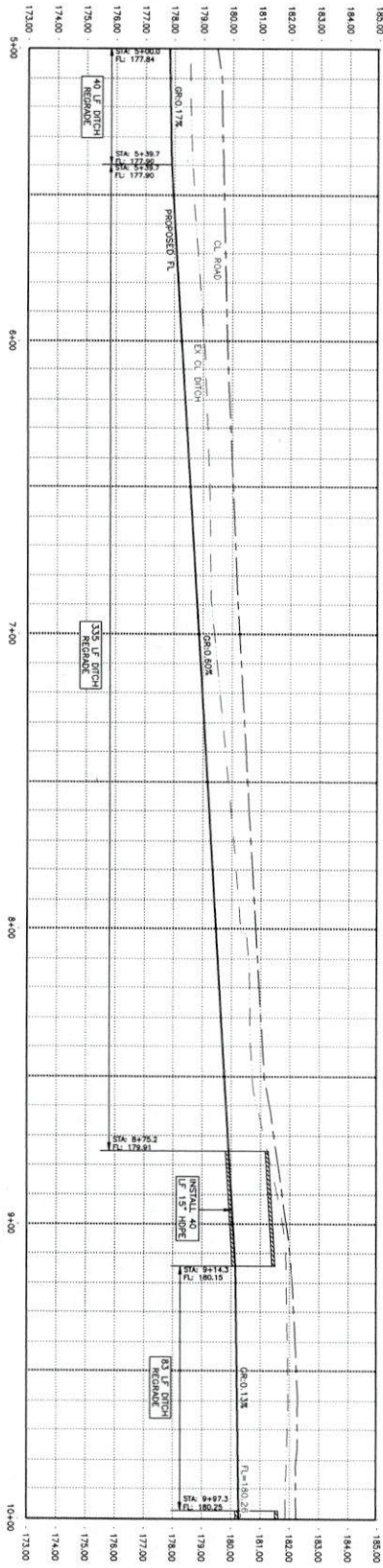
**35 OF 90**

STA 1+80 TO STA END



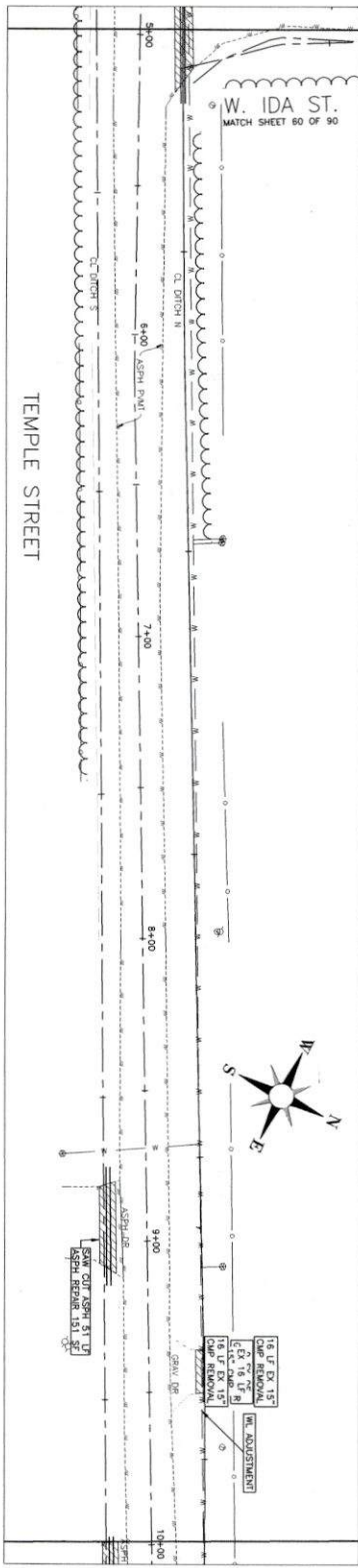
<p><b>36 OF 90</b></p> <p>STA 0+00 TO STA 5+00</p>	<p>REVISIONS</p> <table border="1"> <tr> <th>NO.</th> <th>REMARKS</th> </tr> <tr> <td> </td> <td> </td> </tr> </table>	NO.	REMARKS			<p>DATE: 20.10.27/2000</p> <p>PRINTED: 1'-2"</p> <p>SCALE: 20.10.27/2000</p> <p>JOB NO. 20.10.27/2000</p> <p>DESIGNED BY: JDM</p> <p>CHECKED BY: JDM</p> <p>DRAWN BY: JAS</p>	<p>GLO MIT MOD</p> <p>GLO MIT MOD-BERCLAIR DRAINAGE IMPROVEMENTS</p> <p>BERCLAIR, TX</p> <p><b>TEMPLE STREET</b></p> <p>STA 0+00 TO STA 5+00</p>	<p><b>LYNN ENGINEERING</b></p> <p>TEXAS REGISTERED ENGINEERING FIRM F-324</p> <p>TEXAS REGISTERED SURVEYING FIRM 10116600</p> <p>2200 AVENUE A</p> <p>BAY CITY, TEXAS 77414</p> <p>PH. (361)782-7121</p>	<p>POWER POLE</p> <p>WATER METER</p> <p>CLEANOUT</p> <p>MANHOLE</p> <p>PROPOSED</p> <p>MAIL BOX</p> <p>CORNER</p> <p>TELEPHONE BOX</p> <p>GAS METER</p> <p>ELECTRIC BOX</p> <p>POST</p> <p>GLY WIRE</p> <p>FIREHYDRANT</p> <p>GATE VALVE</p> <p>CONTROL POINT</p> <p>CABLE TELEVISION BOX</p> <p>EXISTING BLDG.</p> <p>FENCE</p> <p>WATER LINE</p> <p>SEWER LINE</p> <p>STORM SEWER LINE</p> <p>FORCE MAIN</p> <p>POWER LINE</p> <p>UNDER GROUND TELEPHONE LINE</p> <p>UNDER GROUND ELECTRICAL LINE</p>
NO.	REMARKS								

MATCHLINE STATION 5+00



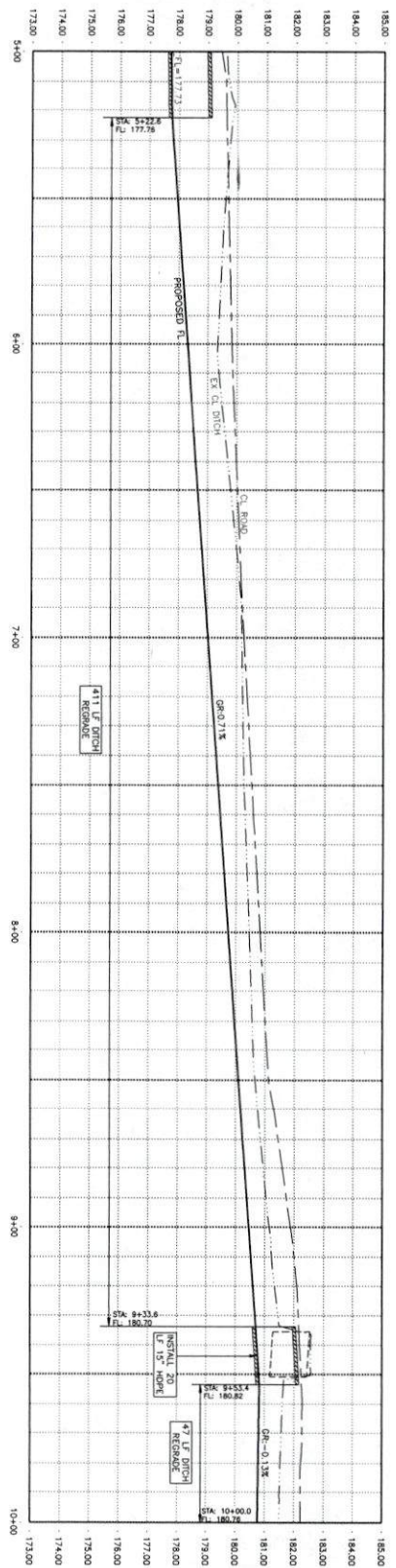
MATCHLINE STATION 10+00

MATCHLINE STATION 5+00



MATCHLINE STATION 10+00

MATCHLINE STATION 5+00



MATCHLINE STATION 10+00

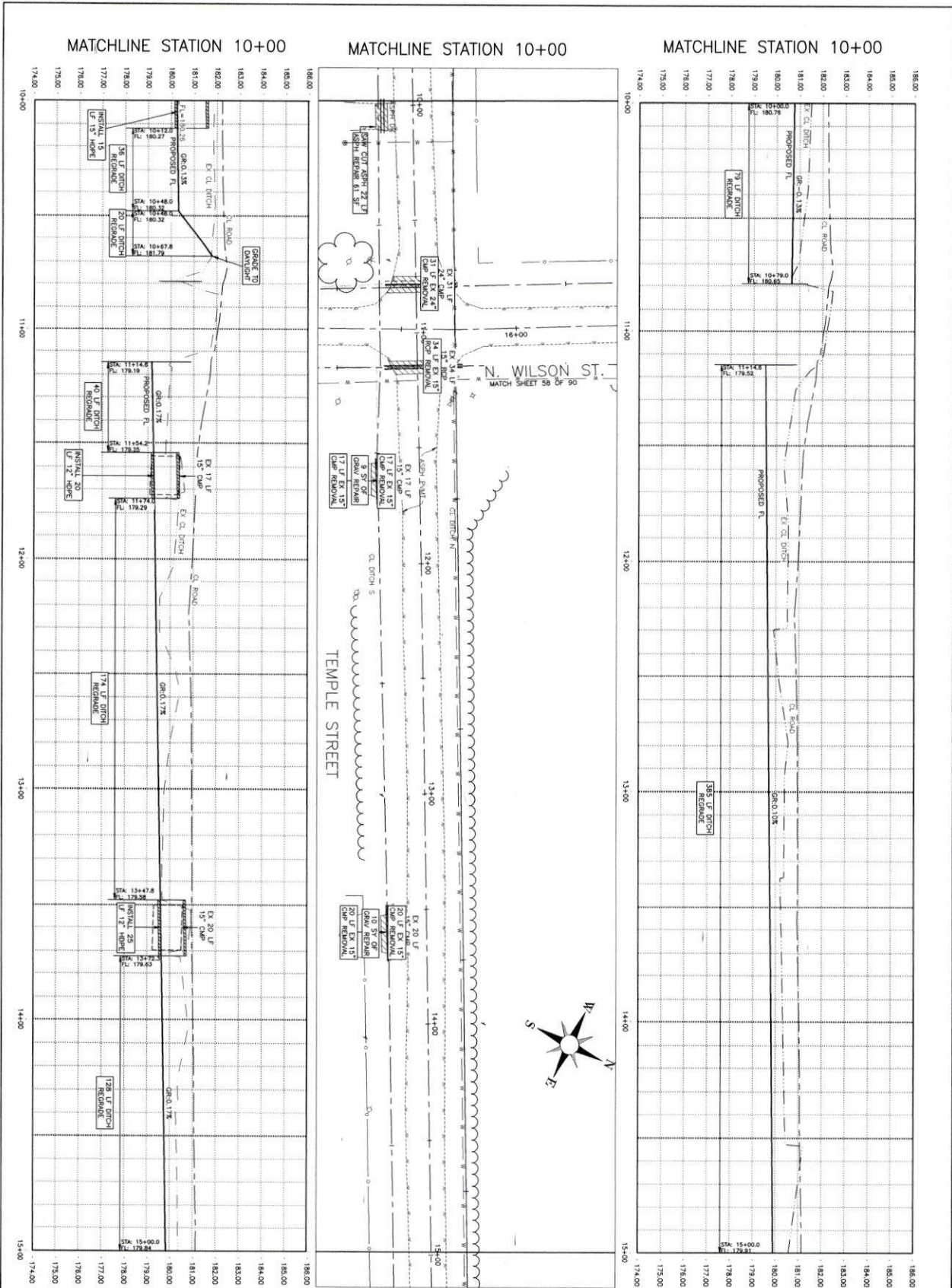
- |                   |                 |                        |                                |
|-------------------|-----------------|------------------------|--------------------------------|
| ⊙ POWER POLE      | ⊙ TELEPHONE BOX | ⊙ CONTROL POINT        | — SEWER LINE                   |
| ⊙ WATER METER     | ⊙ GAS METER     | ⊙ CABLE TELEVISION BOX | — STORM SEWER LINE             |
| ⊙ CLEANOUT        | ⊙ ELECTRIC BOX  | ⊙ EXISTING BLDG.       | — FORCE MAIN                   |
| ⊙ MANHOLE         | ⊙ POST          | ⊙ GAS LINE             | — POWER LINE                   |
| ⊙ PROPERTY CORNER | ⊙ GUY WIRE      | ⊙ TANK                 | — UNDER GROUND TELEPHONE LINE  |
| ⊙ MAIL BOX        | ⊙ FRIEZYDRANT   | ⊙ WATER LINE           | — UNDER GROUND ELECTRICAL LINE |
| ⊙ SIGN            | ⊙ GATE VALVE    |                        |                                |

<b>37 OF 90</b>	STA 5+00 TO STA 10+00
	REVISIONS
	NO. REVISIONS
	DATE REVISIONS
SCALE	20' HORIZONTAL
DATE PRINTED	20.10.02/7.00
DESIGNED BY	JDM
CHECKED BY	JDM
DRAWN BY	JMS
SCALE	1" = 8'
PROJECT NO.	20.10027.000
PROJECT NAME	GLO MIT MOD

GLO MIT MOD-BERCLAIR DRAINAGE IMPROVEMENTS  
 BERCLAIR, TX  
**TEMPLE STREET**  
 STA 5+00 TO STA 10+00

**LYNN ENGINEERING**  
 TEXAS REGISTERED ENGINEERING FIRM F-324  
 TEXAS REGISTERED SURVEYING FIRM 10116600

2200 AVENUE A  
 BAY CITY, TEXAS 77414  
 PH. (361)782-7121



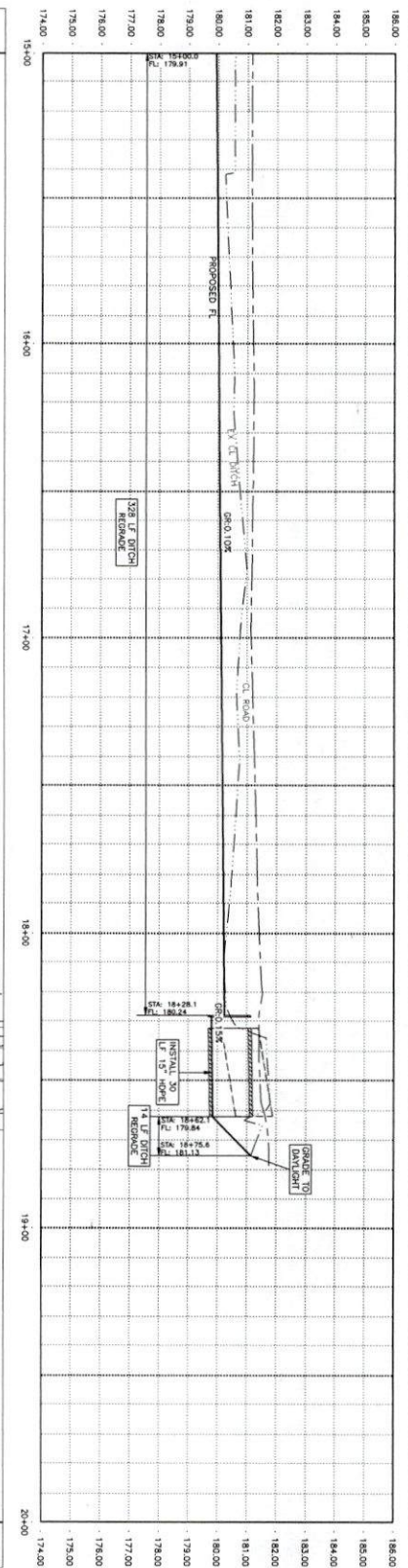
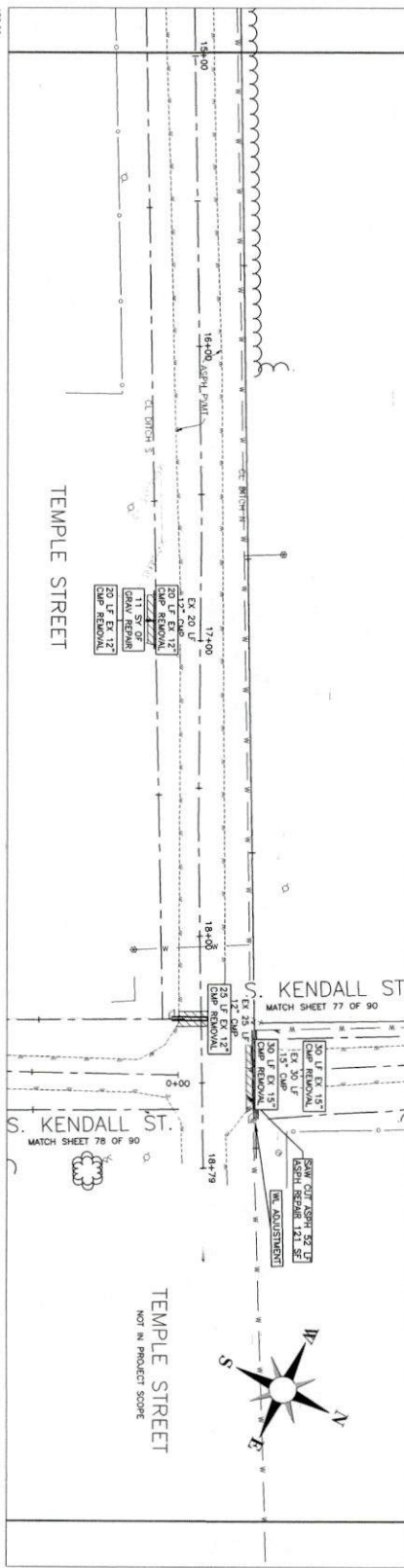
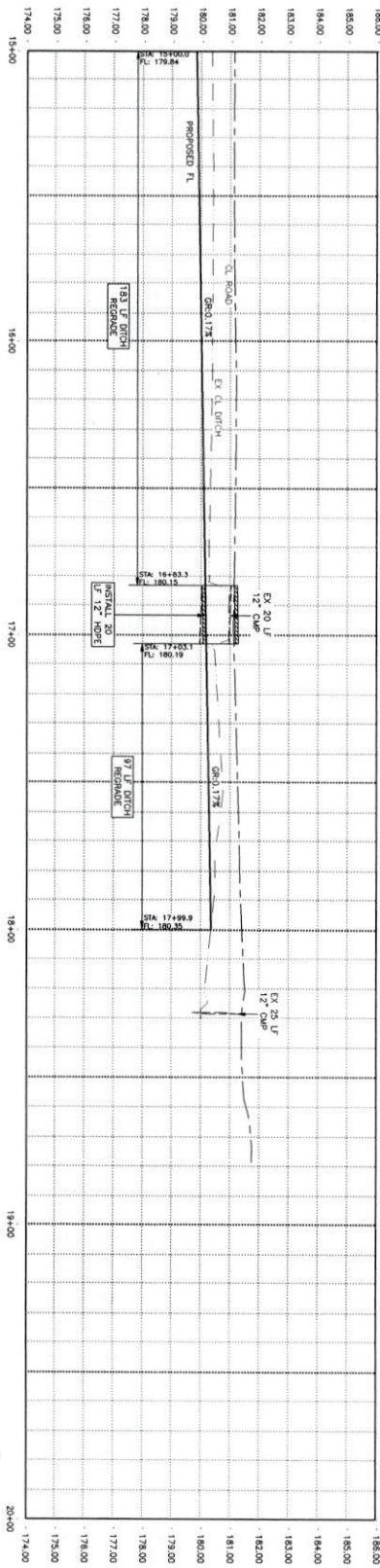
<p><b>38 OF 90</b></p> <p>STA 10+00 TO STA 15+00</p>	<p>REVISIONS</p> <table border="1" style="width:100%; border-collapse: collapse;"> <tr> <th>NO.</th> <th>REVISIONS</th> </tr> <tr> <td> </td> <td> </td> </tr> <tr> <td> </td> <td> </td> </tr> <tr> <td> </td> <td> </td> </tr> </table> <p>DATE PRINTED</p> <p>DATE REVISIONS</p> <p>SCALE 20.1/0027/000</p> <p>JOB NO. 1-28'</p> <p>DESIGNED BY: JAM</p> <p>CHECKED BY: JAM</p> <p>DRAWN BY: JAM</p>	NO.	REVISIONS							<p>GLO MIT MOD-BERCLAIR DRAINAGE IMPROVEMENTS</p> <p>BERCLAIR, TX</p> <p><b>TEMPLE STREET</b></p> <p>STA 10+00 TO STA 15+00</p>	<p><b>LYNN ENGINEERING</b></p> <p>TEXAS REGISTERED ENGINEERING FIRM F-324</p> <p>TEXAS REGISTERED SURVEYING FIRM 10116600</p> <p>2200 AVENUE A BAY CITY, TEXAS 77414 PH. (361)782-7121</p>
NO.	REVISIONS										

- |                   |                 |                        |                                |
|-------------------|-----------------|------------------------|--------------------------------|
| ○ POWER POLE      | ○ TELEPHONE BOX | ◆ CONTROL POINT        | — SEWER LINE                   |
| ● WATER METER     | ○ GAS METER     | □ CABLE TELEVISION BOX | — STORM SEWER LINE             |
| ○ CLEANOUT        | □ ELECTRIC BOX  | — EXISTING BLDG.       | — FORCE MAIN                   |
| ○ MANHOLE         | ● POST          | — GAS LINE             | — POWER LINE                   |
| ○ PROPERTY CORNER | ○ GUY WIRE      | — TENG.                | — UNDER GROUND TELEPHONE LINE  |
| ○ MAIL BOX        | ○ FRESHWATER    | — WATER LINE           | — UNDER GROUND ELECTRICAL LINE |
| ○ SIGN            | ○ GATE VALVE    |                        |                                |

MATCHLINE STATION 15+00

MATCHLINE STATION 15+00

MATCHLINE STATION 15+00



MATCHLINE STATION END

MATCHLINE STATION END

MATCHLINE STATION END

- POWER POLE
- GAS METER
- WATER METER
- CLEANOUT
- MANHOLE
- PROPERTY CORNER
- MAIL BOX
- SIGN
- TELEPHONE BOX
- GAS METER
- ELECTRIC BOX
- POST
- GUY WIRE
- FIRE-HYDRANT
- GATE VALVE
- CONTROL POINT
- CABLE TELEVISION BOX
- EXISTING BLDG.
- SEWER LINE
- STORM SEWER LINE
- FORCE MAIN
- POWER LINE
- TENCE
- UNDER GROUND TELEPHONE LINE
- UNDER GROUND ELECTRICAL LINE

STA 15+00 TO STA END
39 OF 90
NO. REVISIONS
DATE REVISIONS
DATE PRINTED
20.10.27/2000
SCALE 1" = 20'
DESIGNED BY: JDM
CHECKED BY: JDM
DRAWN BY: JMS

GLO MIT MOD

GLO MIT MOD-BERCLAIR DRAINAGE IMPROVEMENTS

BERCLAIR, TX

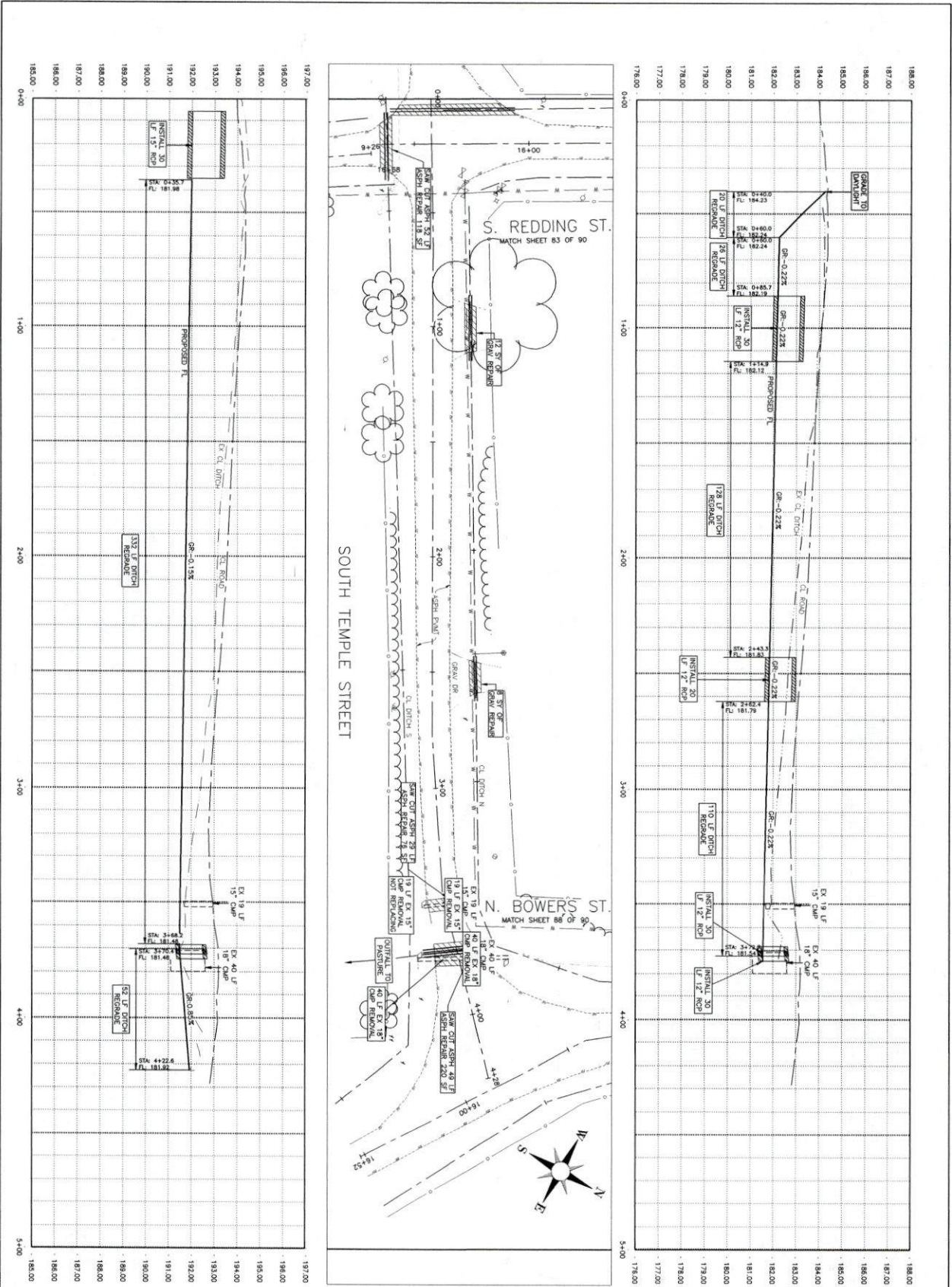
TEMPLE STREET  
STA 15+00 TO STA END

**LYNN ENGINEERING**

TEXAS REGISTERED ENGINEERING FIRM F-324  
TEXAS REGISTERED SURVEYING FIRM 10116600



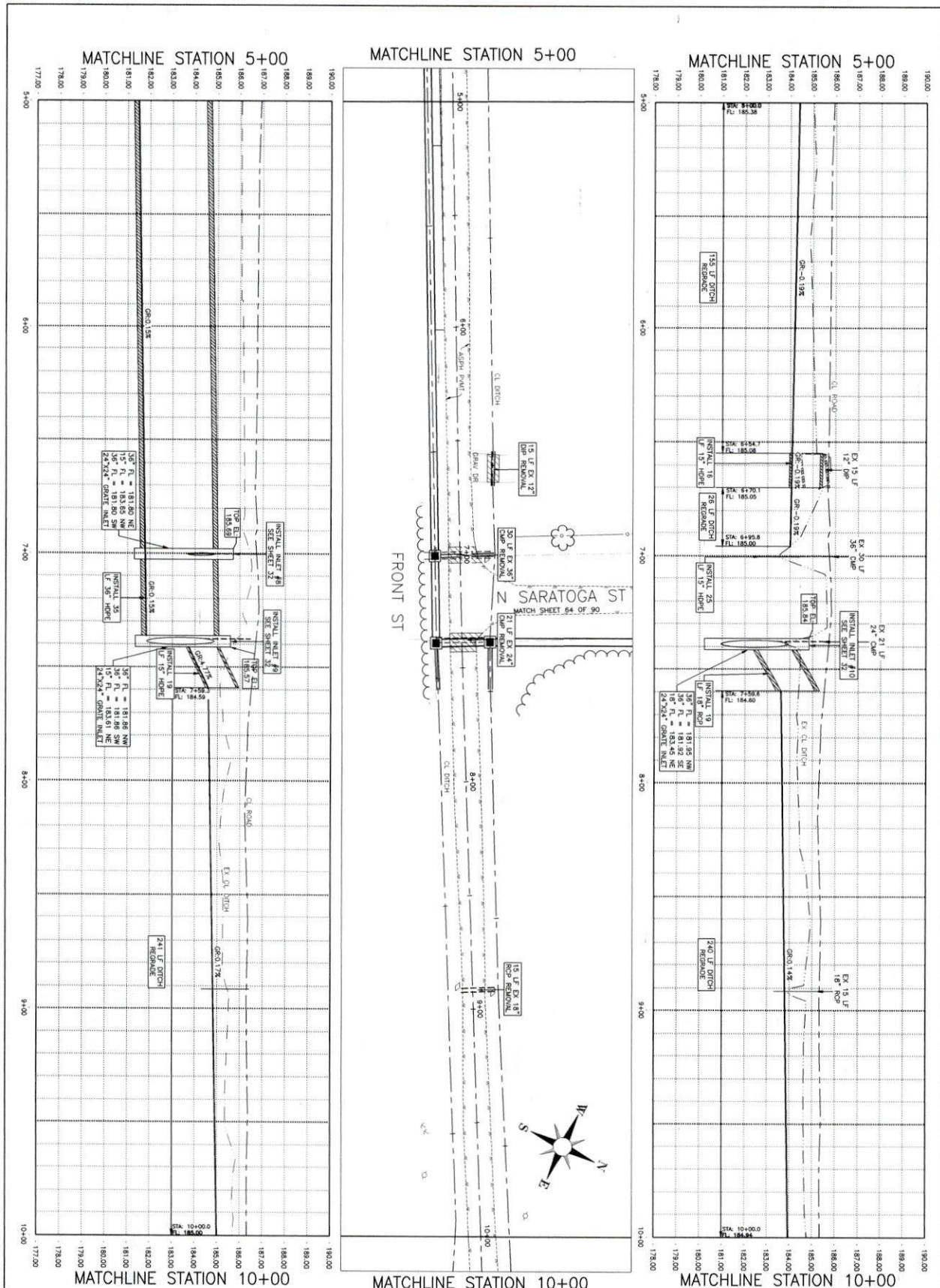
2200 AVENUE A  
BAY CITY, TEXAS 77414  
PH. (361)782-7121



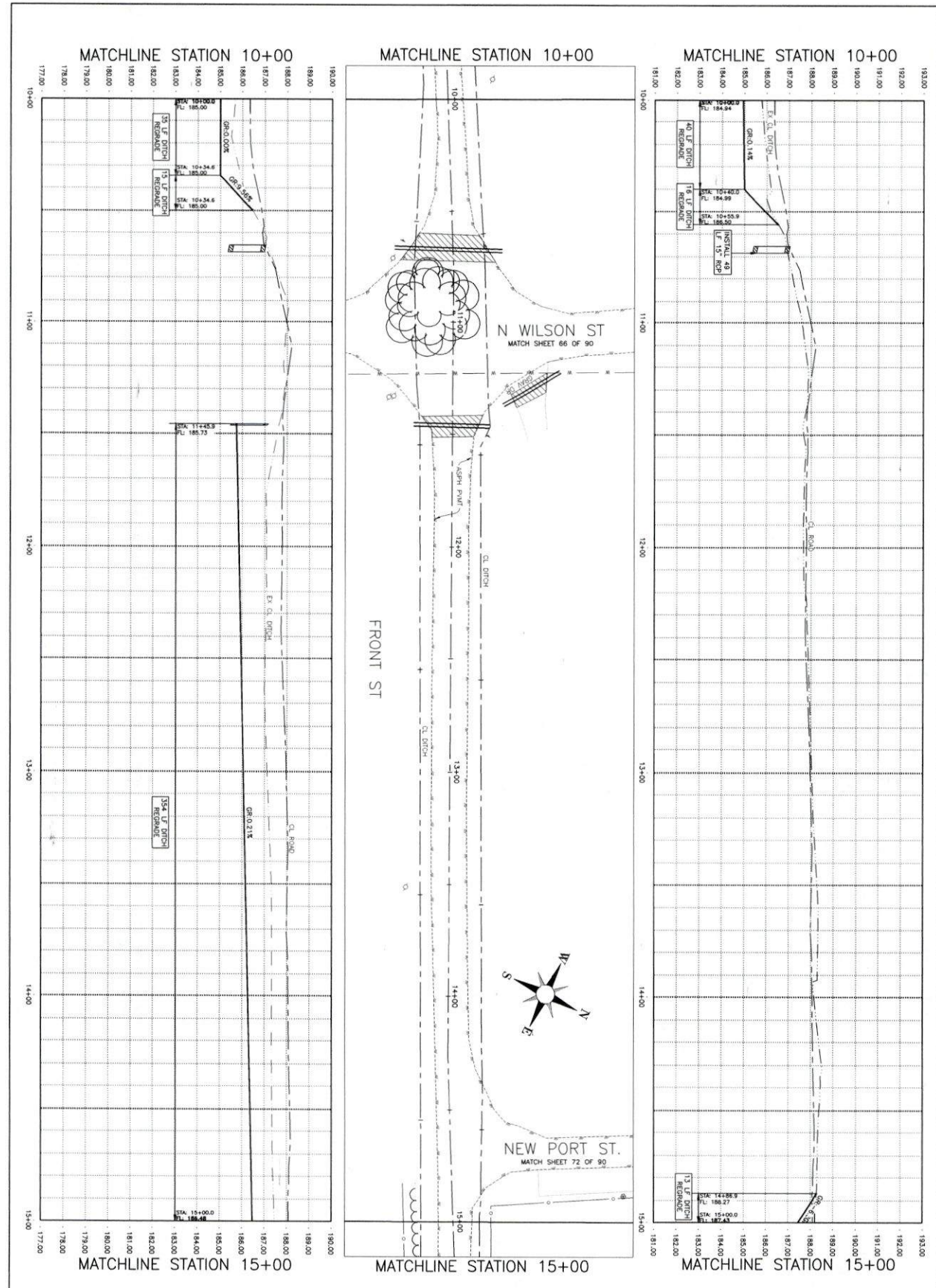
<b>40 OF 90</b> STA 0+00 TO STA END	NO. REVISIONS NO. REMARKS	DATE PRINTED 20.10.2023/1900	JOB NO. 20.10.2023/1900	SCALE 1" = 20'	DESIGNED BY JDM	CHECKED BY JDM	DRAWN BY JMS	GLO MIT MOD	BERCLAIR, TX <b>SOUTH TEMPLE STREET</b>	<b>LYNNENGINEERING</b> TEXAS REGISTERED ENGINEERING FIRM F-324 TEXAS REGISTERED SURVEYING FIRM 10116600  2200 AVENUE A BAY CITY, TEXAS 77414 PH. (361)782-7121
	GLO MIT MOD-BERCLAIR DRAINAGE IMPROVEMENTS									

- |   |  |  |   |
|---|--|--|---|
| <ul style="list-style-type: none"> <li>⊙ POWER POLE</li> <li>○ WATER METER</li> <li>○ CLEANOUT</li> <li>○ MANHOLE</li> <li>○ PROPERTY CORNER</li> <li>○ MAIL BOX</li> <li>○ SIGN</li> </ul> | <ul style="list-style-type: none"> <li>⊙ TELEPHONE BOX</li> <li>⊙ GAS METER</li> <li>⊙ ELECTRIC BOX</li> <li>⊙ POST</li> <li>⊙ CLAY WIRE</li> <li>⊙ FIREHYDRANT</li> <li>⊙ GATE VALVE</li> </ul> | <ul style="list-style-type: none"> <li>◆ CONTROL POINT</li> <li>⊙ CABLE TELEVISION BOX</li> <li>⊙ EXISTING BLDG.</li> <li>⊙ GAS LINE</li> <li>⊙ FENCE</li> <li>⊙ WATER LINE</li> </ul> | <ul style="list-style-type: none"> <li>— SEWER LINE</li> <li>— STORM SEWER LINE</li> <li>— FORCE MAIN</li> <li>— POWER LINE</li> <li>— UNDER GROUND TELEPHONE LINE</li> <li>— UNDER GROUND ELECTRICAL LINE</li> </ul> |
|---|--|--|---|






<p><b>42 OF 90</b></p> <p>STA 5+00 TO STA 10+00</p>	<p>NO. REVISIONS</p> <p>DATE REVISIONS</p> <p>DATE REVISIONS</p>	<p>NO. REVISIONS</p> <p>DATE REVISIONS</p> <p>DATE REVISIONS</p>	<p>SCALE: 1" = 20'</p> <p>JOB NO. 20.10027/00</p> <p>PRINTED</p> <p>DATE: 1-29</p> <p>DESIGNED BY: JDM</p> <p>CHECKED BY: JDM</p> <p>DRAWN BY: JMS</p>	<p>GLO MIT MOD</p> <p>GLO MIT MOD-BERCLAIR DRAINAGE IMPROVEMENTS</p> <p>BERCLAIR, TX</p> <p><b>FRONT STREET</b></p> <p>STA 5+00 TO STA 10+00</p>	<p><b>LYNN ENGINEERING</b></p> <p>TEXAS REGISTERED ENGINEERING FIRM F-324</p> <p>TEXAS REGISTERED SURVEYING FIRM 10116600</p> <p>2200 AVENUE A</p> <p>BAY CITY, TEXAS 77414</p> <p>PH. (361)782-7121</p>	<p>POWER POLE</p> <p>WATER METER</p> <p>CLEANOUT</p> <p>MANHOLE</p> <p>PROPERTY CORNER</p> <p>MAIL BOX</p> <p>SIGN</p> <p>TELEPHONE BOX</p> <p>GAS METER</p> <p>ELECTRIC BOX</p> <p>POST</p> <p>CITY WIRE</p> <p>FIRE-HYDRANT</p> <p>GATE VALVE</p> <p>CONTROL POINT</p> <p>CABLE TELEVISION BOX</p> <p>EXISTING BLDG.</p> <p>SEWER LINE</p> <p>STORM SEWER LINE</p> <p>FORCE MAIN</p> <p>POWER LINE</p> <p>UNDER GROUND TELEPHONE LINE</p> <p>UNDER GROUND ELECTRICAL LINE</p>
---	--	--	--	--	--	---



43 OF 90	STATION	STA 10+00 TO STA 15+00
	DATE	2011/02/27/000
	PRINTED	PRINTE
	SCALE	1" = 20'
	CHECKED BY	JAM
DRAWN BY	JAM	
REVISIONS		
NO.		
REMARKS		

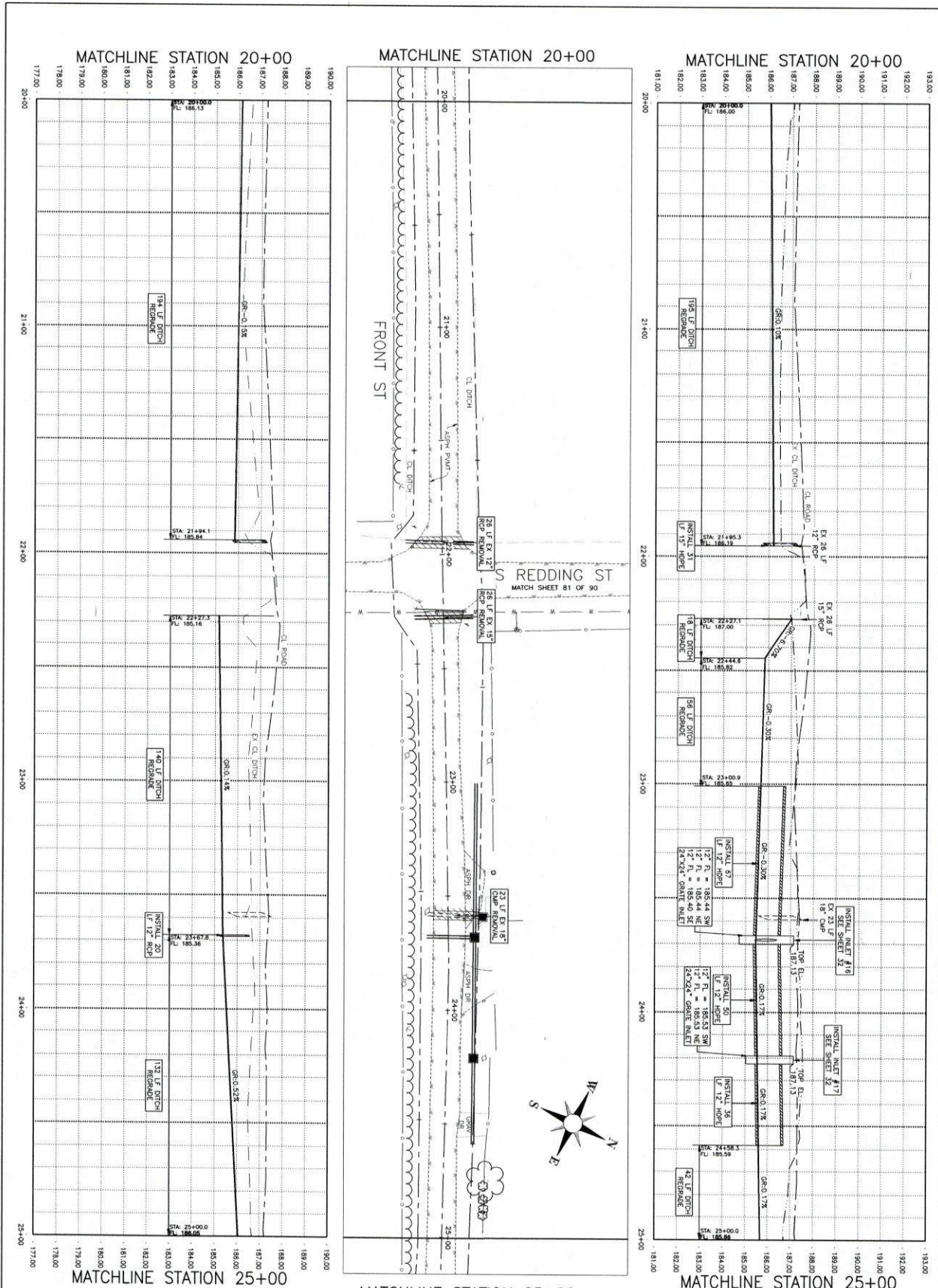
<b>GLO MIT MOD-BERCLAIR DRAINAGE IMPROVEMENTS</b> BERCLAIR, TX <b>FRONT STREET</b> <b>STA 10+00 TO STA 15+00</b>		<b>LYNNE ENGINEERING</b> TEXAS REGISTERED ENGINEERING FIRM F-324 TEXAS REGISTERED SURVEYING FIRM 10116600 2200 AVENUE A BAY CITY, TEXAS 77414 PH. (361)782-7121	
---	--	--	--

- |   |   |  |
|---|---|--|
| <ul style="list-style-type: none"> <li>⊙ POWER POLE</li> <li>⊙ WATER METER</li> <li>⊙ CLEANOUT</li> <li>⊙ MANHOLE</li> <li>⊙ PROPERTY CORNER</li> <li>⊙ MAIL BOX</li> <li>⊙ SIGN</li> </ul> | <ul style="list-style-type: none"> <li>⊙ TELEPHONE BOX</li> <li>⊙ GAS METER</li> <li>⊙ ELECTRIC BOX</li> <li>⊙ POST</li> <li>⊙ CUY WIRE</li> <li>⊙ FIREHYDRANT</li> <li>⊙ GATE VALVE</li> </ul> | <ul style="list-style-type: none"> <li>● CONTROL POINT</li> <li>⊙ CABLE TELEVISION BOX</li> <li>⊙ EXISTING BLDG.</li> <li>⊙ STORM SEWER LINE</li> <li>⊙ FORCE MAIN</li> <li>⊙ POWER LINE</li> <li>⊙ UNDER GROUND TELEPHONE LINE</li> <li>⊙ UNDER GROUND ELECTRICAL LINE</li> </ul> |
|---|---|--|



<p><b>44 OF 90</b></p> <p>STA 15+00 TO STA 20+00</p>	<p>REVISIONS</p> <table border="1" style="width:100%; border-collapse: collapse;"> <tr> <th>NO.</th> <th>REVISIONS</th> <th>DATE</th> <th>REVISIONS</th> </tr> <tr> <td> </td> <td> </td> <td> </td> <td> </td> </tr> </table>	NO.	REVISIONS	DATE	REVISIONS					<p>SCALE: 20' HORIZ/1" VERT</p> <p>DATE: 10/27/00</p> <p>PRINTED: 11-02</p>	<p>DESIGNED BY: JDM</p> <p>CHECKED BY: JDM</p> <p>DRAWN BY: JMS</p>	<p><b>GLO MIT MOD</b></p> <p>GLO MIT MOD-BERCLAIR DRAINAGE IMPROVEMENTS</p> <p>BERCLAIR, TX</p> <p><b>FRONT STREET</b></p> <p>STA 15+00 TO STA 20+00</p>	<p><b>LYNN ENGINEERING</b></p> <p>TEXAS REGISTERED ENGINEERING FIRM F-324</p> <p>TEXAS REGISTERED SURVEYING FIRM 10116600</p> <p>2200 AVENUE A BAY CITY, TEXAS 77414 PH. (361)782-7121</p>
NO.	REVISIONS	DATE	REVISIONS										

- POWER POLE
- WATER METER
- CLEANOUT
- MANHOLE
- PROPERTY CORNER
- MAIL BOX
- SIGN
- TELEPHONE BOX
- GAS METER
- ELECTRIC BOX
- POST
- CULY WIRE
- FIREHYDRANT
- GATE VALVE
- ◆ CONTROL POINT
- ◆ GAS TELEVISION BOX
- ◆ EXISTING BLDG.
- ◆ GAS LINE
- ◆ TENG
- ◆ WATER LINE
- SEWER LINE
- STORM SEWER LINE
- FORCE MAIN
- POWER LINE
- UNDER GROUND TELEPHONE LINE
- UNDER GROUND ELECTRICAL LINE

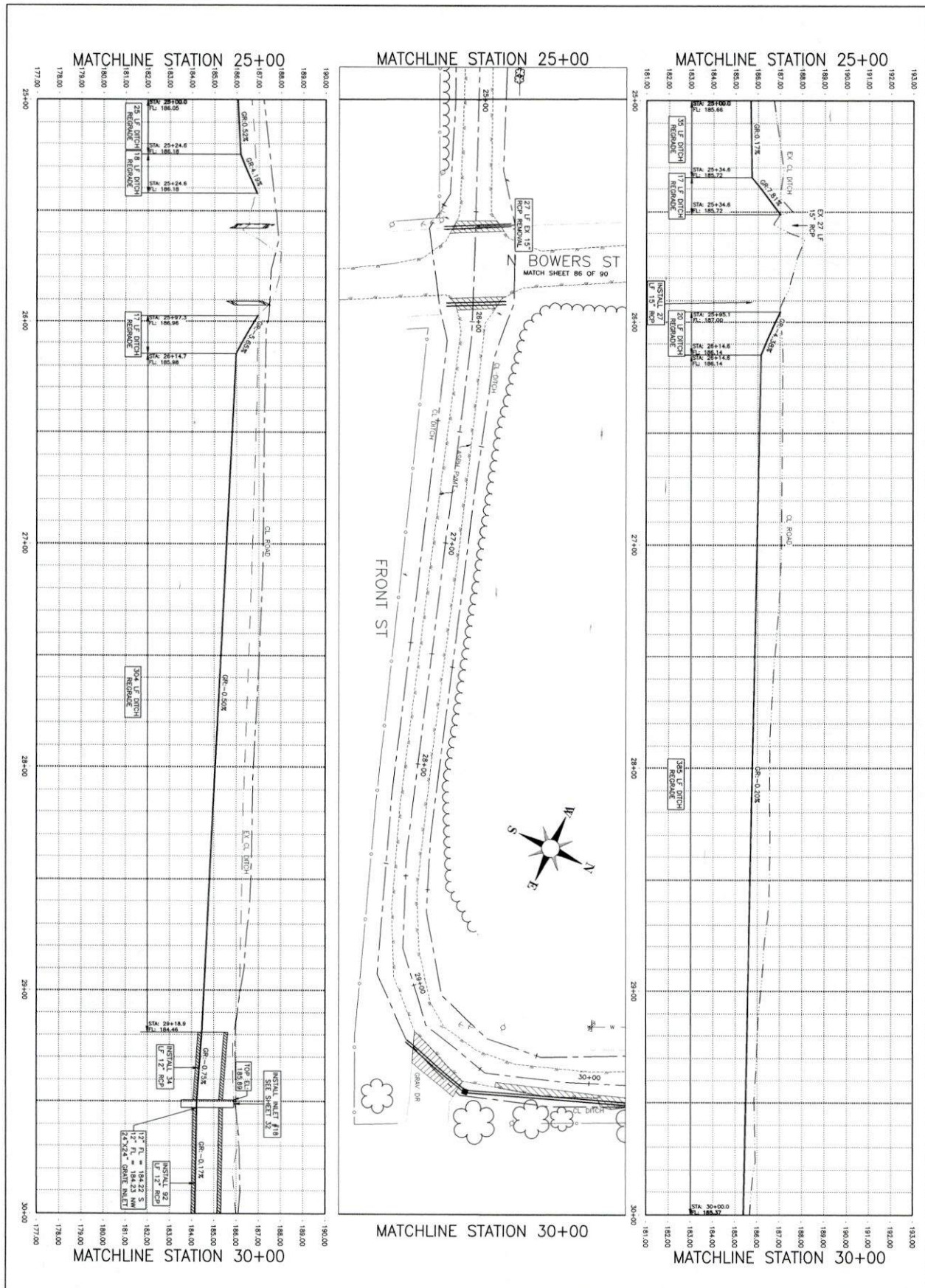


<ul style="list-style-type: none"> <li>⊙ POWER POLE</li> <li>⊙ WATER METER</li> <li>⊙ CLEANHOLE</li> <li>⊙ MANHOLE</li> <li>⊙ PROPERTY CORNER</li> <li>⊙ MAIL BOX</li> <li>⊙ SIGN</li> </ul>	<ul style="list-style-type: none"> <li>⊙ TELEPHONE BOX</li> <li>⊙ GAS METER</li> <li>⊙ ELECTRIC BOX</li> <li>⊙ GUY WIRE</li> <li>⊙ FREIGHTWAY</li> <li>⊙ GATE VALVE</li> </ul>	<ul style="list-style-type: none"> <li>⊙ CONTROL POINT</li> <li>⊙ CABLE TELEVISION BOX</li> <li>⊙ EXISTING RIDGE</li> <li>⊙ GAS LINE</li> <li>⊙ FENCE</li> <li>⊙ WATER LINE</li> </ul>	<ul style="list-style-type: none"> <li>— SEWER LINE</li> <li>— STORM SEWER LINE</li> <li>— FORCE MAIN</li> <li>— POWER LINE</li> <li>— UNDER GROUND TELEPHONE LINE</li> <li>— UNDER GROUND ELECTRICAL LINE</li> </ul>
--	--	--	---

<b>45 OF 90</b> STA 20+00 TO STA 25+00	
GLO MIT MOD BERCLAIR, TX <b>FRONT STREET</b> <b>STA 20+00 TO STA 25+00</b>	<b>LYNN ENGINEERING</b> TEXAS REGISTERED ENGINEERING FIRM F-324 TEXAS REGISTERED SURVEYING FIRM 10116600 2200 AVENUE A BAY CITY, TEXAS 77414 PH. (361)782-7121

GLO MIT MOD BERCLAIR, TX <b>FRONT STREET</b> <b>STA 20+00 TO STA 25+00</b>	<b>LYNN ENGINEERING</b> TEXAS REGISTERED ENGINEERING FIRM F-324 TEXAS REGISTERED SURVEYING FIRM 10116600 2200 AVENUE A BAY CITY, TEXAS 77414 PH. (361)782-7121
---	---

GLO MIT MOD BERCLAIR, TX <b>FRONT STREET</b> <b>STA 20+00 TO STA 25+00</b>	<b>LYNN ENGINEERING</b> TEXAS REGISTERED ENGINEERING FIRM F-324 TEXAS REGISTERED SURVEYING FIRM 10116600 2200 AVENUE A BAY CITY, TEXAS 77414 PH. (361)782-7121
---	---



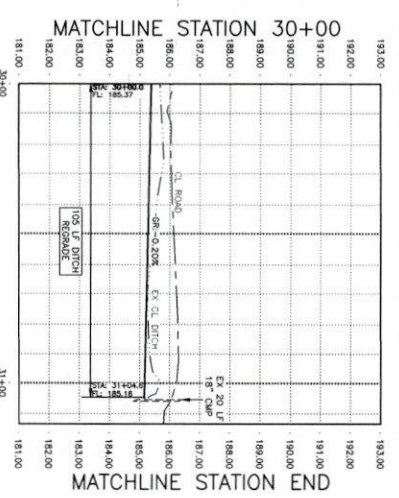
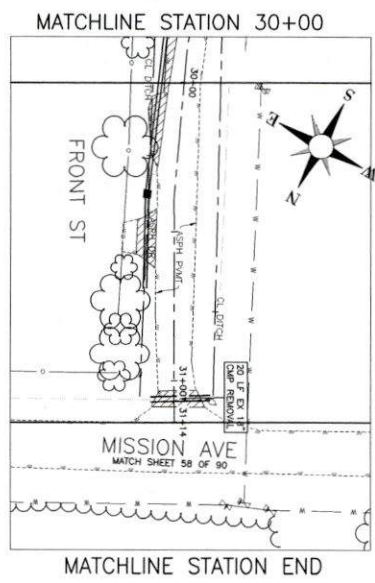
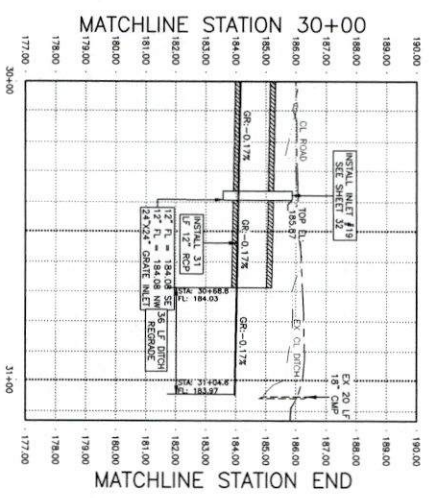
<p><b>46 OF 90</b></p> <p>STA 25+00 TO STA 30+00</p>	
<p>NO. REVISIONS</p> <p>DATE</p> <p>BY</p> <p>REMARKS</p>	<p>NO. REVISIONS</p> <p>DATE</p> <p>BY</p> <p>REMARKS</p>
<p>JOB NO. 2010027/00</p> <p>PRINTED 2010/02/27/00</p> <p>SCALE 1" = 20'</p>	<p>DESIGNED BY: JDM</p> <p>CHECKED BY: JDM</p> <p>DATE: 10/27/00</p> <p>SCALE: 1" = 20'</p>
<p>DESIGNED BY: JDM</p> <p>CHECKED BY: JDM</p> <p>DATE: 10/27/00</p> <p>SCALE: 1" = 20'</p>	<p>DESIGNED BY: JDM</p> <p>CHECKED BY: JDM</p> <p>DATE: 10/27/00</p> <p>SCALE: 1" = 20'</p>

GLO MIT MOD-BERCLAIR DRAINAGE IMPROVEMENTS  
 BERCLAIR, TX  
**FRONT STREET**  
**STA 25+00 TO STA 30+00**

<p>○ POWER POLE</p> <p>○ WATER METER</p> <p>○ CLEANOUT</p> <p>○ MANHOLE</p> <p>○ PROPERTY CORNER</p> <p>○ MAIL BOX</p> <p>○ SIGN</p>	<p>○ TELEPHONE BOX</p> <p>○ GAS METER</p> <p>○ ELECTRIC BOX</p> <p>○ POST</p> <p>○ GUY WIRE</p> <p>○ FIRE HYDRANT</p> <p>○ GATE VALVE</p>	<p>◆ CONTROL POINT</p> <p>◆ CABLE TELEVISION BOX</p> <p>◆ EXISTING BLDG.</p> <p>◆ GAS LINE</p> <p>◆ FENCE</p> <p>◆ WATER LINE</p>	<p>— SEWER LINE</p> <p>— STORM SEWER LINE</p> <p>— FORCE MAIN</p> <p>— POWER LINE</p> <p>— UNDER GROUND TELEPHONE LINE</p> <p>— UNDER GROUND ELECTRICAL LINE</p>
--	---	---	--

**LYNN ENGINEERING**  
 TEXAS REGISTERED ENGINEERING FIRM F-324  
 TEXAS REGISTERED SURVEYING FIRM 10116600

2200 AVENUE A  
 BAY CITY, TEXAS 77414  
 PH. (361)782-7121



- |                   |                 |                        |                                |
|-------------------|-----------------|------------------------|--------------------------------|
| ⊙ POWER POLE      | ⊙ TELEPHONE BOX | ⊙ CONTROL POINT        | — SEWER LINE                   |
| ⊙ WATER METER     | ⊙ GAS METER     | ⊙ CABLE TELEVISION BOX | — STORM SEWER LINE             |
| ⊙ CLEANOUT        | ⊙ ELECTRIC BOX  | — EXISTING BLDG.       | — FORCE MAIN                   |
| ⊙ MANHOLE         | ⊙ POST          | — GAS LINE             | — POWER LINE                   |
| ⊙ PROPERTY CORNER | — GUY WIRE      | — TENCE                | — UNDER GROUND TELEPHONE LINE  |
| ⊙ MAIL BOX        | — FRESHWATER    | — WATER LINE           | — UNDER GROUND ELECTRICAL LINE |
| ⊙ SIGN            | — GATE VALVE    |                        |                                |

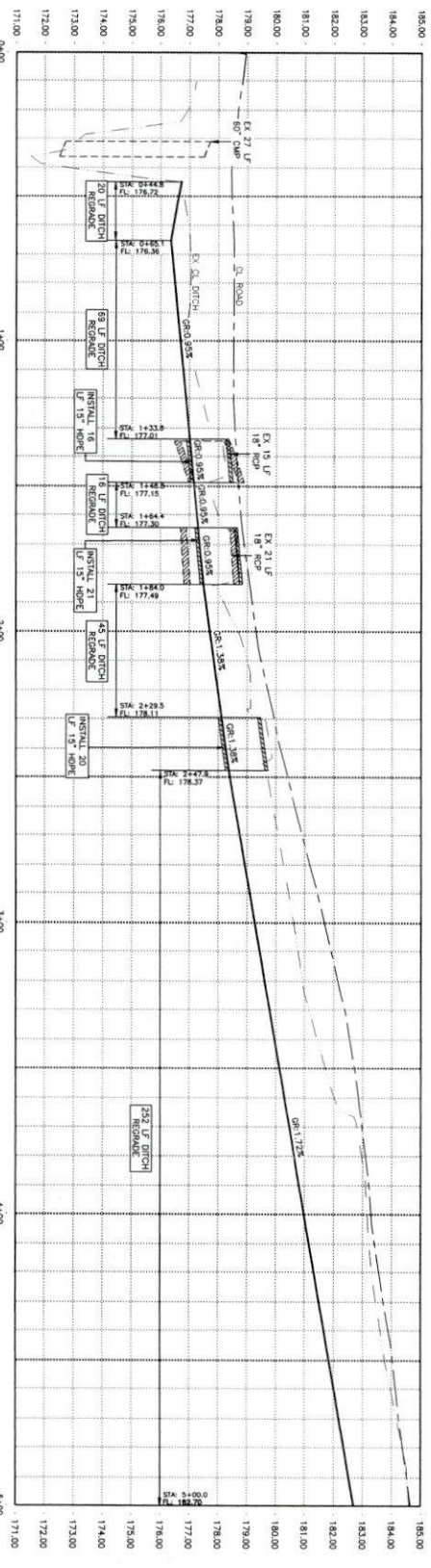

GLO MIT MOD	
DRAWN BY:	JAS
CHECKED BY:	JAM
DESIGNED BY:	JAM
SCALE:	1" = 20'
JOB NO.:	20.100237/000
PRINTED DATE:	REVISIONS
NO.	REVISIONS
STATIONING TO STA END	
<b>47 OF 90</b>	

GLO MIT MOD-BERCLAIR DRAINAGE IMPROVEMENTS  
BERCLAIR, TX  
**FRONT STREET**  
STA 30+00 TO STA END

**LYNNE ENGINEERING**  
TEXAS REGISTERED ENGINEERING FIRM F-324  
TEXAS REGISTERED SURVEYING FIRM 10116600



2200 AVENUE A  
BAY CITY, TEXAS 77414  
PH. (361)782-7121

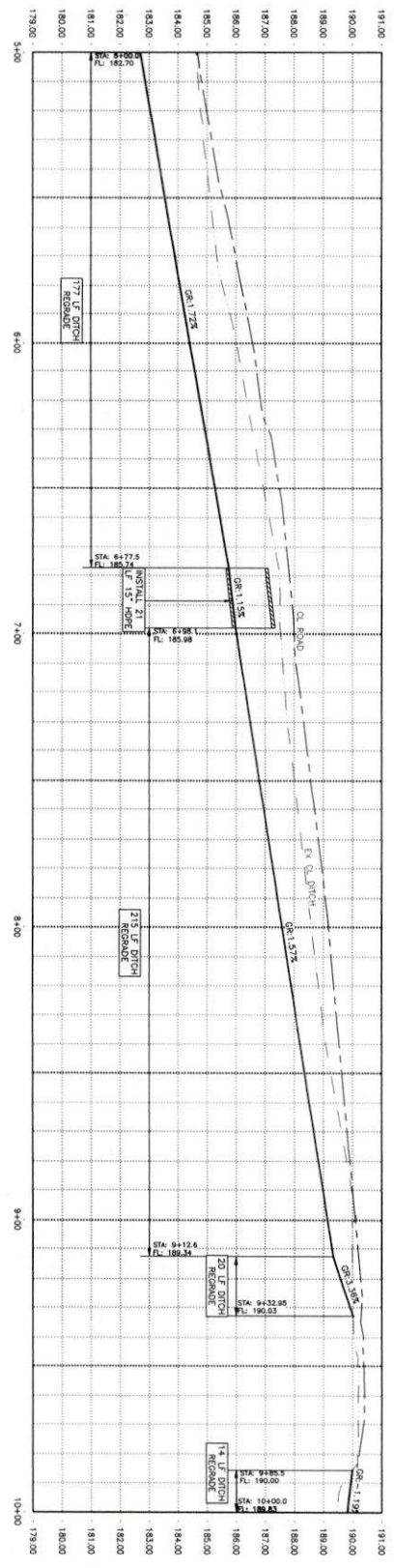
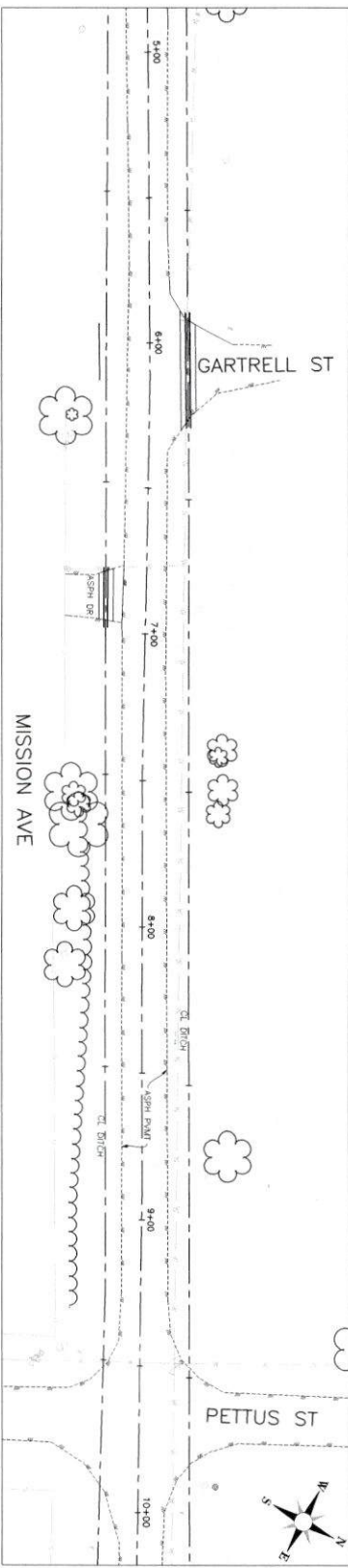
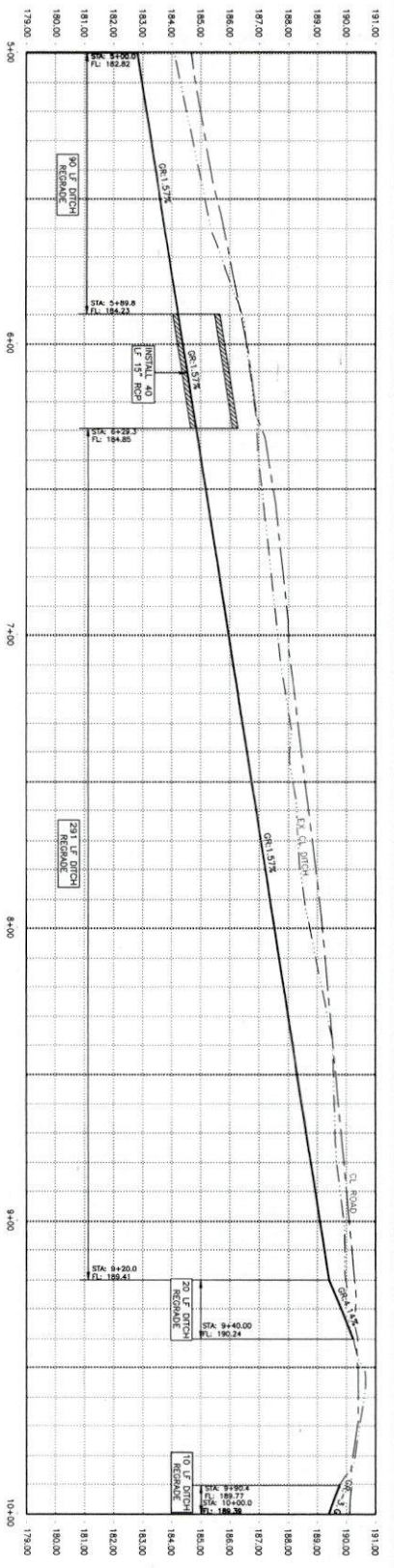


- POWER POLE
- WATER METER
- CLEANOUT
- MANHOLE
- MAIL BOX
- SIGN
- TELEPHONE BOX
- GAS METER
- ELECTRIC BOX
- POST
- GUY WIRE
- FIREHYDRANT
- GATE VALVE
- ▲ CONTROL POINT
- CABLE TELEVISION BOX
- EXISTING BLDG.
- GAS LINE
- FENCE
- WATER LINE
- SEWER LINE
- STORM SEWER LINE
- FORCE MAIN
- POWER LINE
- UNDER GROUND TELEPHONE LINE
- UNDER GROUND ELECTRICAL LINE

GLO MIT MOD-BERCLAIR DRAINAGE IMPROVEMENTS  
 BERCLAIR, TX  
**MISSION AVENUE**  
 STA 0+00 TO STA 5+00

**LYNNENGINEERING**  
 TEXAS REGISTERED ENGINEERING FIRM F-324  
 TEXAS REGISTERED SURVEYING FIRM 10116600  
 2200 AVENUE A  
 BAY CITY, TEXAS 77414  
 PH. (361)782-7121

GLO MIT MOD	
DESIGNED BY: JDM	CHECKED BY: JDM
DATE: 20.10.2017	SCALE: 1" = 20'
NO.	REVISIONS



- POWER POLE
- WATER METER
- CLEANOUT
- MANHOLE
- PROPERTY CORNER
- MAIL BOX
- SIGN
- TELEPHONE BOX
- GAS METER
- ELECTRIC BOX
- POST
- CUY WIRE
- FIREHYDRANT
- GATE VALVE
- ▲ CONTROL POINT
- CABLE TELEVISION BOX
- EXISTING BLDG.
- GAS LINE
- TENX
- WATER LINE
- SEWER LINE
- STORM SEWER LINE
- FORCE MAIN
- POWER LINE
- UNDER GROUND TELEPHONE LINE
- UNDER GROUND ELECTRICAL LINE

<b>49 OF 90</b>	
STA 5+00 TO STA 10+00 NO. REVISIONS DATE REVISIONS PRINTED JOB NO. 2016023700 SCALE 20' (0.0257' / 1") DRAWN BY: JMS CHECKED BY: JOM ENGINEER BY: JOM DATE: 1-29-17	GLO MIT MOD BERCLAIR, TX <b>MISSION AVENUE</b> <b>STA 5+00 TO STA 10+00</b>

GLO MIT MOD-BERCLAIR DRAINAGE IMPROVEMENTS

BERCLAIR, TX

**MISSION AVENUE**

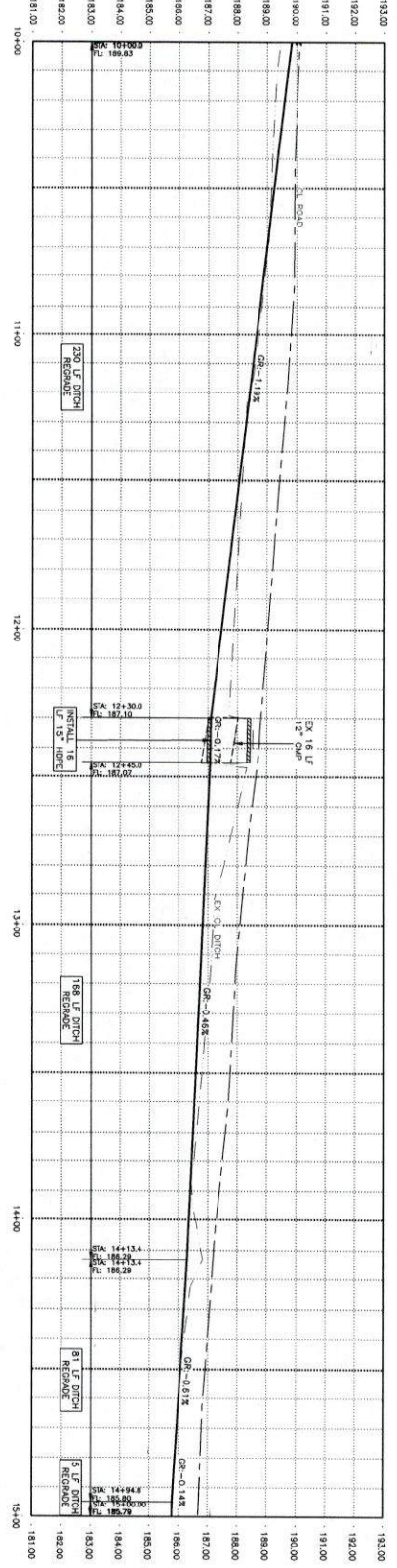
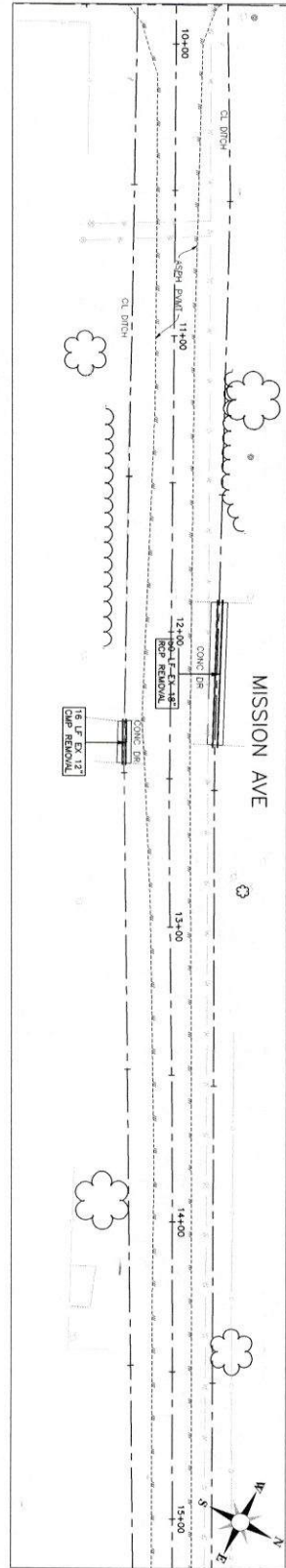
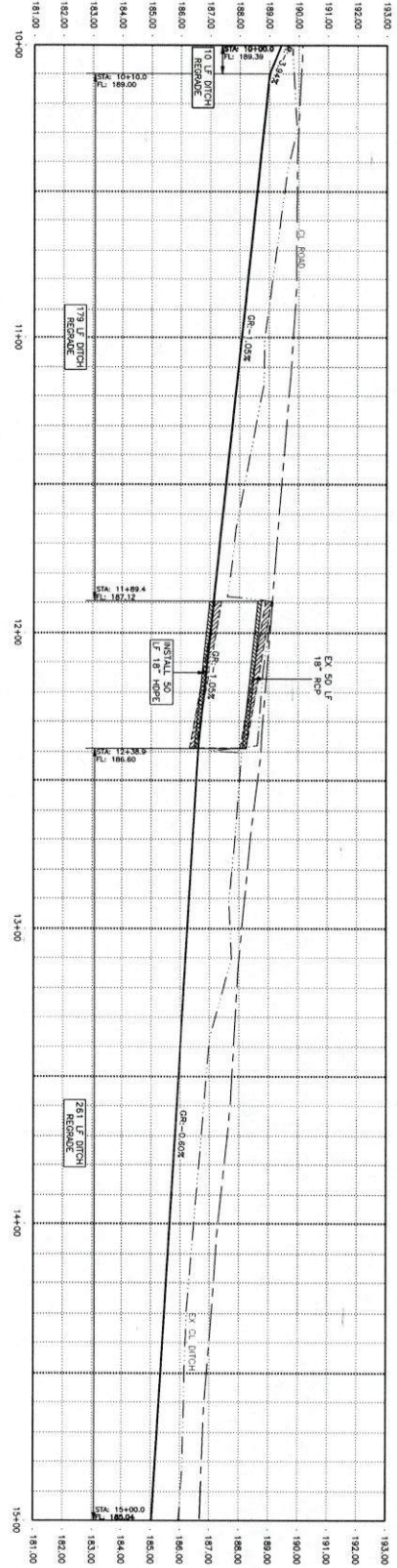
**STA 5+00 TO STA 10+00**

**LYNN ENGINEERING**

TEXAS REGISTERED ENGINEERING FIRM F-324

TEXAS REGISTERED SURVEYING FIRM 10116600

2200 AVENUE A  
BAY CITY, TEXAS 77414  
PH. (361)782-7121



- POWER POLE
- WATER METER
- CLEANOUT
- MANHOLE
- PROPERTY CORNER
- MAIL BOX
- SIGN
- TELEPHONE BOX
- GAS METER
- POST
- CITY WIRE
- FIREHYDRANT
- GATE VALVE
- CONTROL POINT
- CABLE TELEVISION BOX
- EXISTING BLDG.
- FENCE
- WATER LINE
- SEWER LINE
- STORM SEWER LINE
- FORCE MAIN
- POWER LINE
- UNDER GROUND TELEPHONE LINE
- UNDER GROUND ELECTRICAL LINE

**LYNN ENGINEERING**  
 TEXAS REGISTERED ENGINEERING FIRM F-324  
 TEXAS REGISTERED SURVEYING FIRM 10116600

2200 AVENUE A  
 BAY CITY, TEXAS 77414  
 PH. (361)782-7121

GLO MIT MOD-BERCLAIR DRAINAGE IMPROVEMENTS  
 BERCLAIR, TX  
**MISSION AVENUE**  
**STA 10+00 TO STA 15+00**

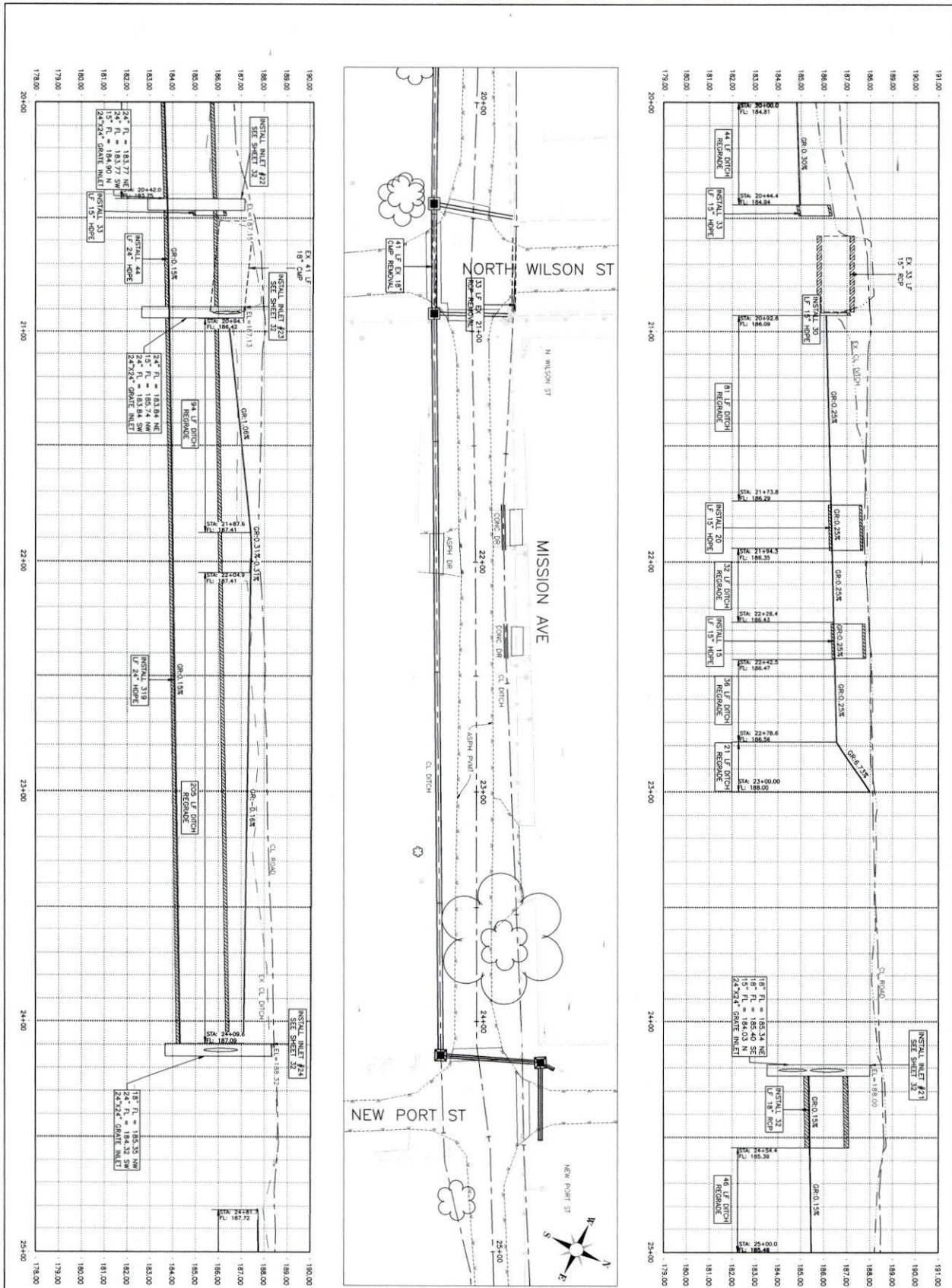
GLO MIT MOD

DESIGNED BY:	JMS
CHECKED BY:	JDM
DRAWN BY:	JMS
DATE:	20.10.2017/2000
SCALE:	1" = 20'
JOB NO.:	20.10027/2000
PRINTED:	
REVISIONS:	
NO.	REMARKS

STA 10+00 TO STA 15+00

**50 OF 90**





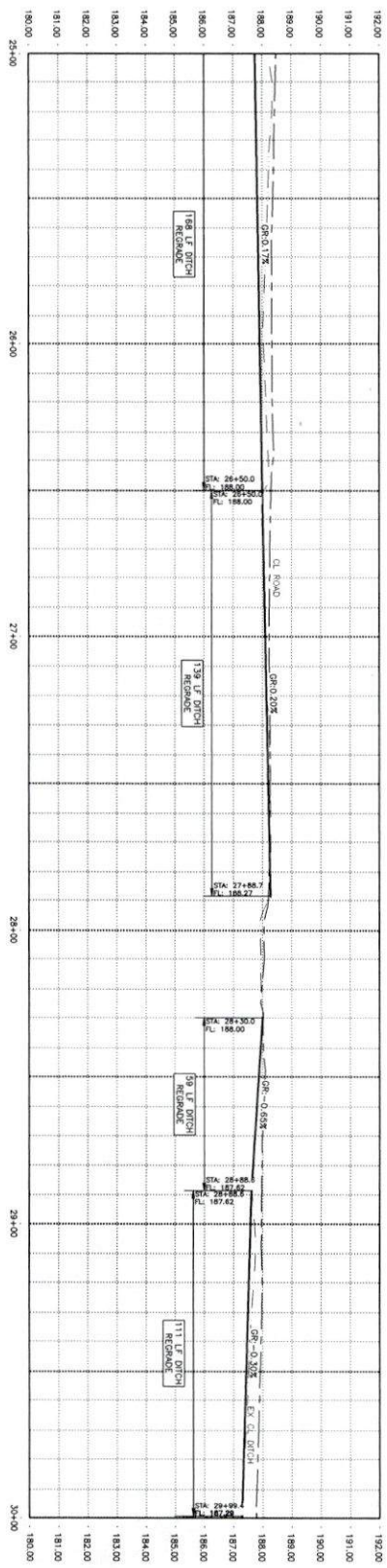
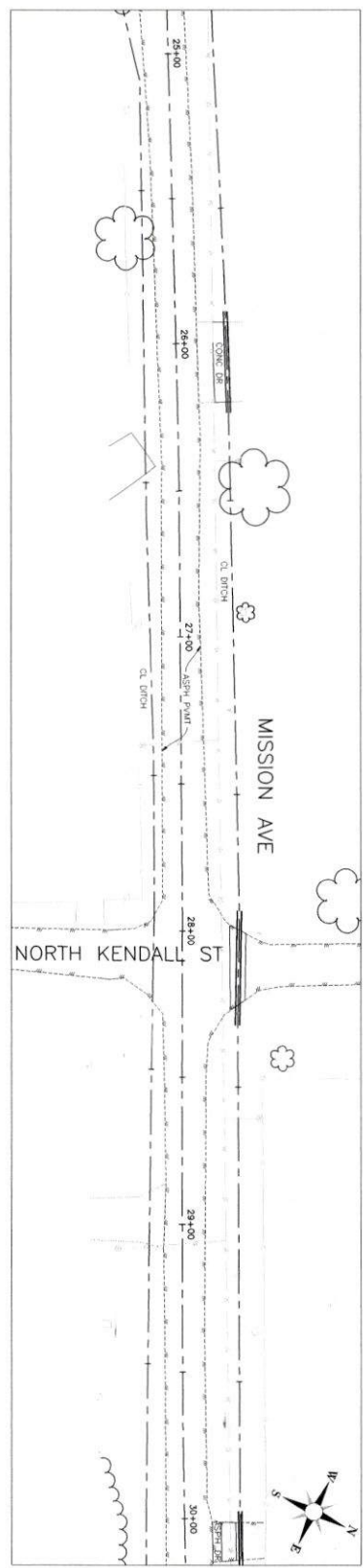
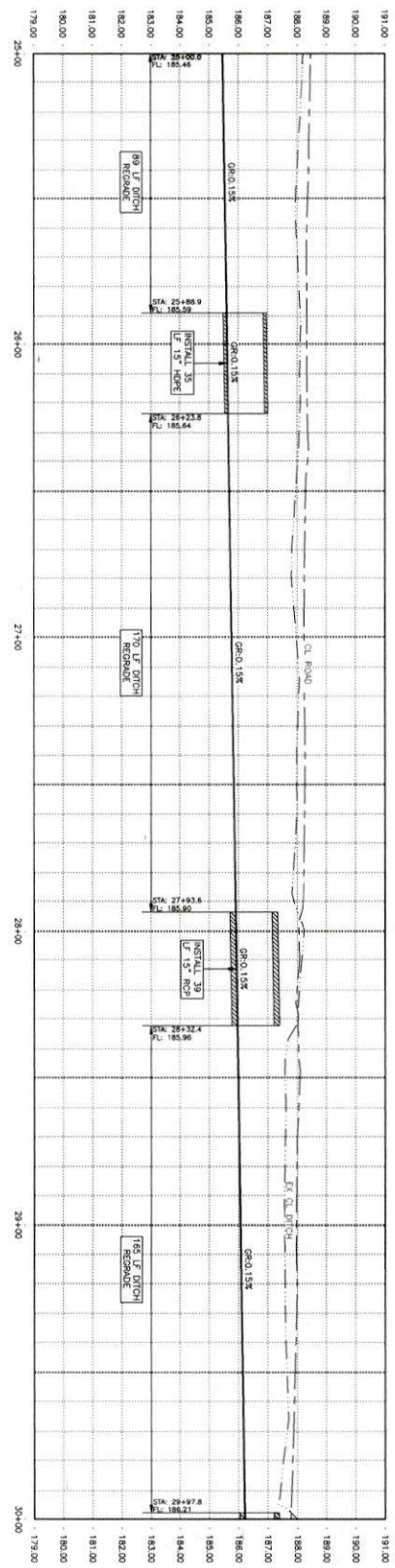
<p><b>52 OF 90</b></p> <p>STA 20+00 TO STA 25+00</p>	<p>NO. REVISIONS</p> <p>DATE</p> <p>REVISIONS</p>	<p>NO. REVISIONS</p> <p>DATE</p> <p>REVISIONS</p>	<p>JOB NO. 20-10027/00</p> <p>PRINTED</p> <p>SCALE 1" = 20'</p> <p>DESIGNED BY: JDM</p> <p>CHECKED BY: JDM</p> <p>DRAWN BY: JAS</p>	<p>POWER POLE</p> <p>WATER METER</p> <p>CLEANOUT</p> <p>MANHOLE</p> <p>PROPERTY CORNER</p> <p>MAIL BOX</p> <p>SIGN</p>	<p>TELEPHONE BOX</p> <p>GAS METER</p> <p>ELECTRIC BOX</p> <p>POST</p> <p>GLY WIRE</p> <p>FIREHYDRANT</p> <p>GATE VALVE</p>	<p>CONTROL POINT</p> <p>CABLE TELEVISION BOX</p> <p>EXISTING BLDG.</p> <p>TENK</p> <p>WATER LINE</p> <p>UNDER GROUND ELECTRICAL LINE</p>	<p>SEWER LINE</p> <p>STORM SEWER LINE</p> <p>FORCE MAIN</p> <p>POWER LINE</p> <p>UNDER GROUND TELEPHONE LINE</p>
	<p><b>GLO MIT MOD-BERCLAIR DRAINAGE IMPROVEMENTS</b></p> <p>BERCLAIR, TX</p> <p><b>MISSION AVENUE</b></p> <p>STA 20+00 TO STA 25+00</p>						

**LYNN ENGINEERING**

TEXAS REGISTERED ENGINEERING FIRM F-324

TEXAS REGISTERED SURVEYING FIRM 10116600

2200 AVENUE A  
BAY CITY, TEXAS 77414  
PH. (361)782-7121



- POWER POLE
- WATER METER
- CLEANOUT
- MANHOLE
- MAIL BOX
- SIGN
- TELEPHONE BOX
- GAS METER
- ELECTRIC BOX
- POST
- CITY WIRE
- FIRE-HYDRANT
- GATE VALVE
- ◀ CONTROL POINT
- ◀ CABLE TELEVISION BOX
- ◀ EXISTING BLDG.
- ◀ GAS LINE
- ◀ TENCE
- ◀ WATER LINE
- SEWER LINE
- STORM SEWER LINE
- FORCE MAIN
- POWER LINE
- UNDER GROUND TELEPHONE LINE
- UNDER GROUND ELECTRICAL LINE

<b>GLO MIT MOD</b>	
DRAWN BY: JMS CHECKED BY: JDM DESIGNED BY: JDM DATE: 20.10.02/7.00 SCALE: 1" = 20' JOB NO.: 20.10027/7.00 PRINTED: 1" = 20' DATE: 20.10.02/7.00 REVISIONS: NO. REVISIONS	<b>GLO MIT MOD-BERCLAIR DRAINAGE IMPROVEMENTS</b> BERCLAIR, TX <b>MISSION AVENUE</b> <b>STA 25+00 TO STA 30+00</b>

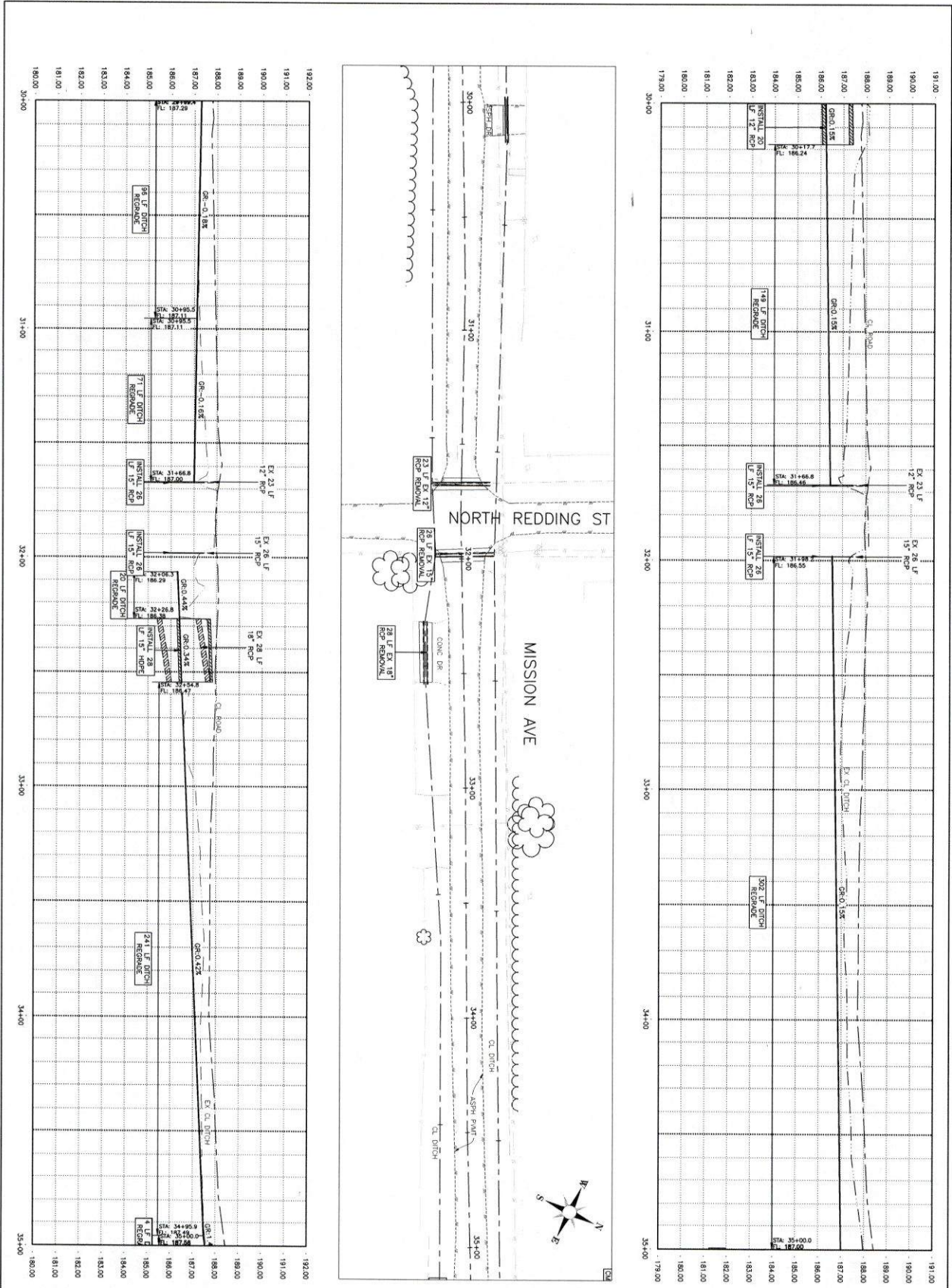
**LYNN ENGINEERING**

TEXAS REGISTERED ENGINEERING FIRM F-324  
 TEXAS REGISTERED SURVEYING FIRM 10116600

2200 AVENUE A  
 BAY CITY, TEXAS 77414  
 PH. (361)782-7121

**53 OF 90**

STA 25+00 TO STA 30+00



<p><b>54 OF 90</b></p> <p>STA 30+00 TO STA 35+00</p>	<p>REVISIONS</p> <table border="1" style="width: 100%; border-collapse: collapse;"> <tr> <th>NO.</th> <th>REMARKS</th> </tr> <tr> <td> </td> <td> </td> </tr> </table> <p>DATE PRINTED: 20/10/23</p> <p>DATE REMARKS: 20/10/23</p>	NO.	REMARKS			<p>REVISIONS</p> <table border="1" style="width: 100%; border-collapse: collapse;"> <tr> <th>NO.</th> <th>REMARKS</th> </tr> <tr> <td> </td> <td> </td> </tr> </table> <p>DATE PRINTED: 20/10/23</p> <p>DATE REMARKS: 20/10/23</p>	NO.	REMARKS			<p>NO.</p> <p>REVISIONS</p>
NO.	REMARKS										
NO.	REMARKS										
<p>STA 30+00 TO STA 35+00</p> <p><b>54 OF 90</b></p>		<p>REVISIONS</p> <table border="1" style="width: 100%; border-collapse: collapse;"> <tr> <th>NO.</th> <th>REMARKS</th> </tr> <tr> <td> </td> <td> </td> </tr> </table> <p>DATE PRINTED: 20/10/23</p> <p>DATE REMARKS: 20/10/23</p>		NO.	REMARKS						
NO.	REMARKS										

GLO MIT MOD-BERCLAIR DRAINAGE IMPROVEMENTS

BERCLAIR, TX

**MISSION AVENUE**

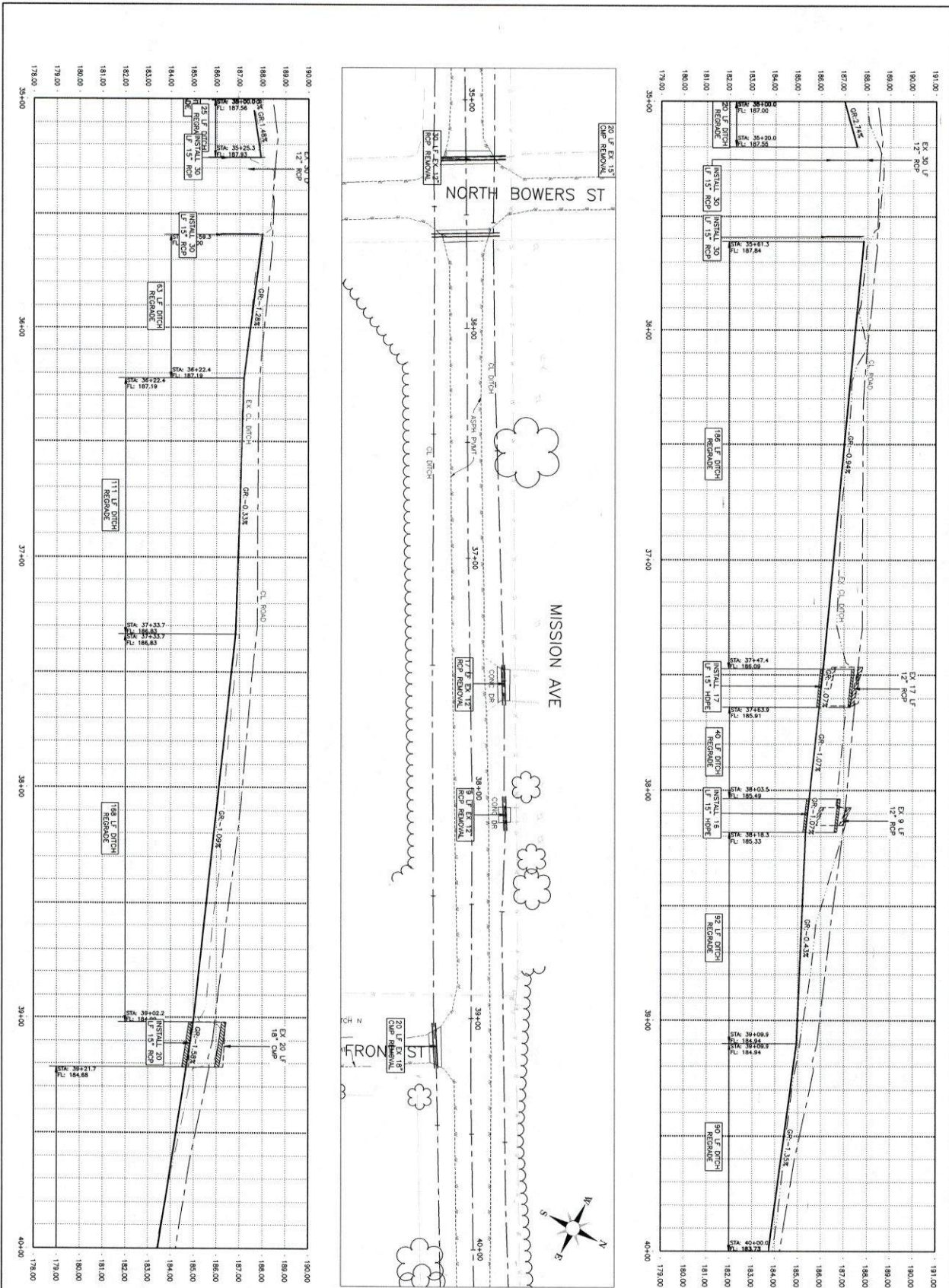
**STA 30+00 TO STA 35+00**

**LYNNENGINEERING**

TEXAS REGISTERED ENGINEERING FIRM F-324

TEXAS REGISTERED SURVEYING FIRM 10116600

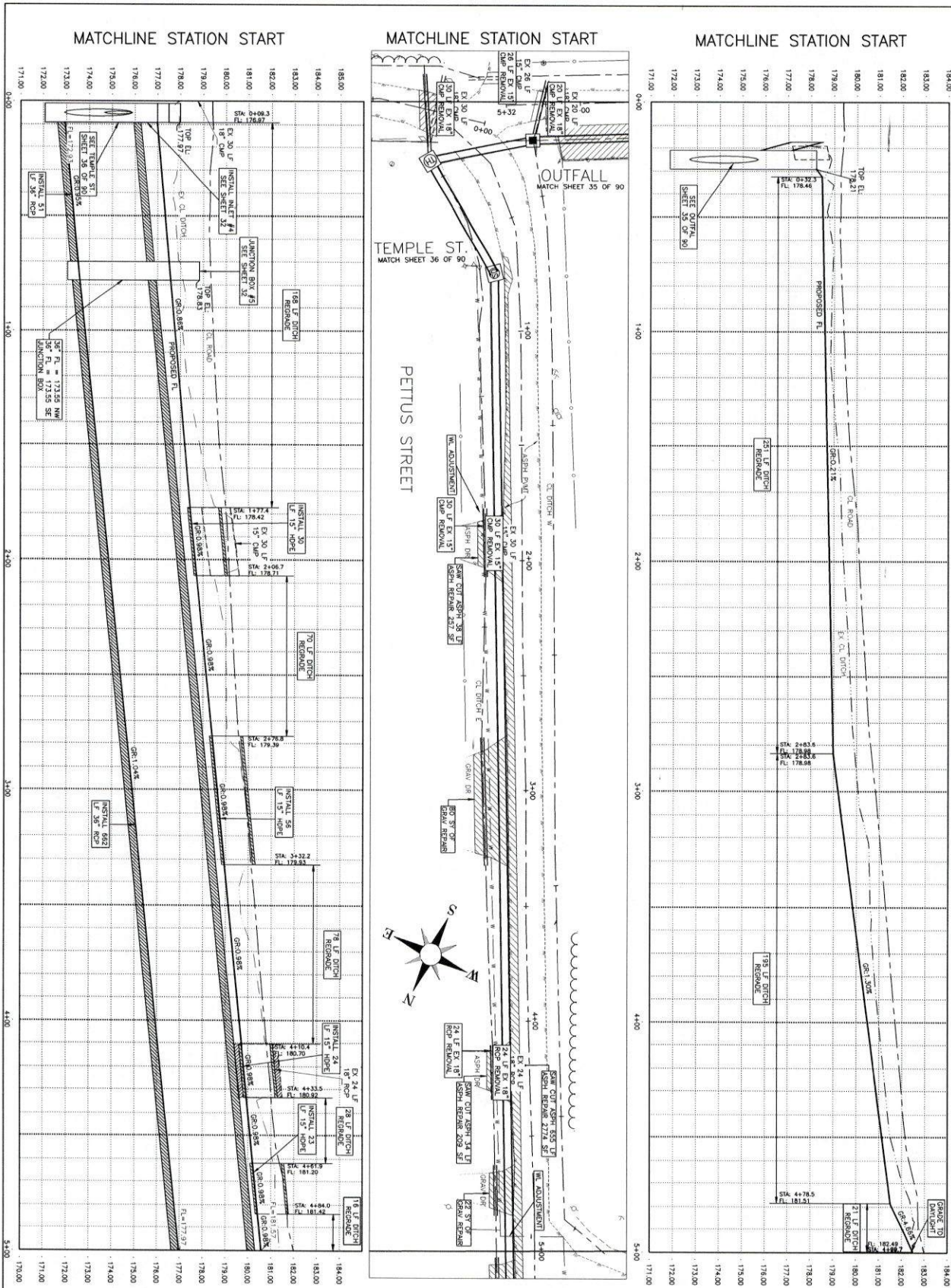
2200 AVENUE A  
BAY CITY, TEXAS 77414  
PH. (361)782-7121



<p><b>GLO MIT MOD</b></p> <p>PROJECT NO. 2010027/700         DATE PRINTED 1-28</p> <p>SCALE 1" = 20'</p> <p>DESIGNED BY: JDM</p> <p>CHECKED BY: JMS</p> <p>DATE 2/10/2017</p> <p>NO. REVISIONS</p> <p>REVISIONS</p>	<p><b>GLO MIT MOD-BERCLAIR DRAINAGE IMPROVEMENTS</b></p> <p>BERCLAIR, TX</p> <p><b>MISSION AVENUE</b></p> <p>STA 35+00 TO STA 40+00</p>	<p><b>LYNN ENGINEERING</b></p> <p>TEXAS REGISTERED ENGINEERING FIRM F-324</p> <p>TEXAS REGISTERED SURVEYING FIRM 10116600</p> <p>2200 AVENUE A</p> <p>BAY CITY, TEXAS 77414</p> <p>PH. (361)782-7121</p>
---	---	--

**55 OF 90**





MATCHLINE STATION START      MATCHLINE STATION 5+00      MATCHLINE STATION 5+00

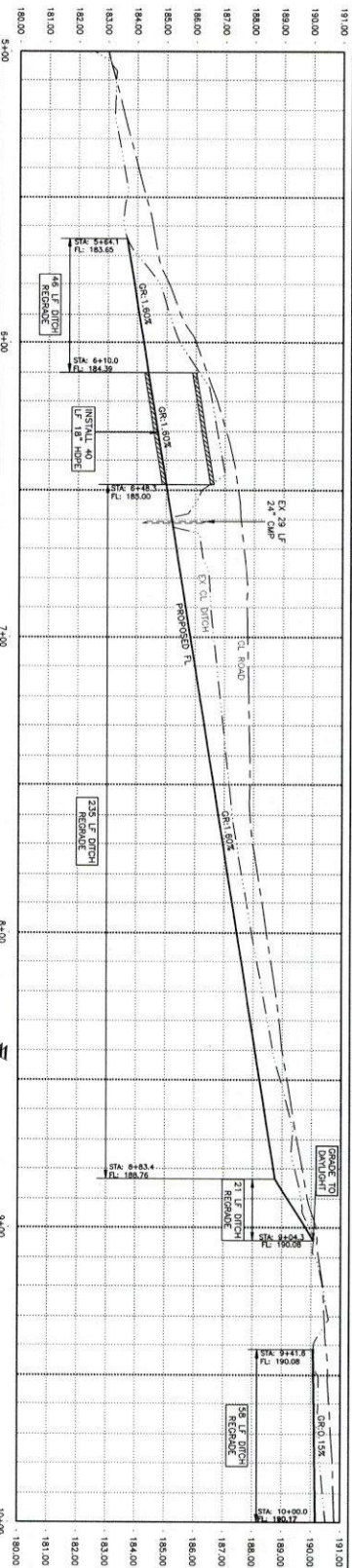
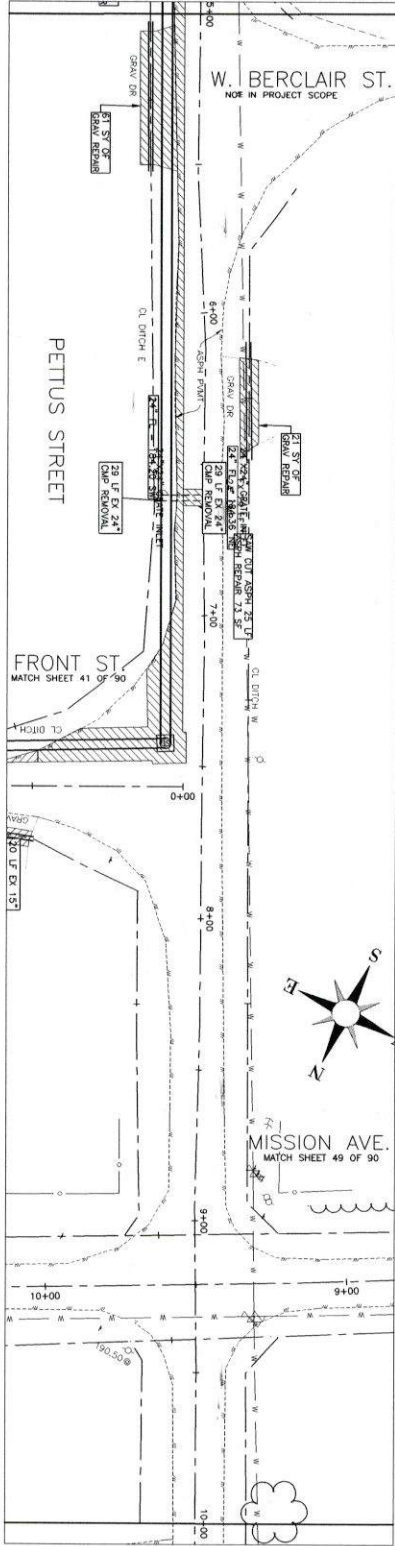
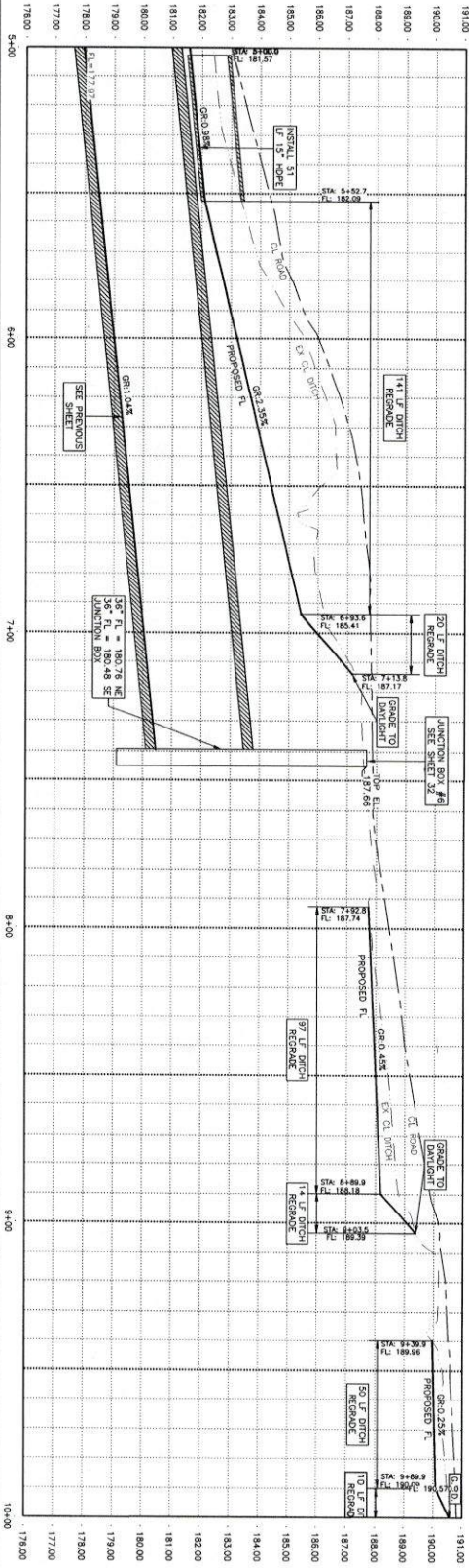
<p><b>57 OF 90</b></p> <p>STN 0+00 TO STA 5+00</p>	<p>NO. REVISIONS</p> <p>DATE PRINTED</p> <p>DATE REVISIONS</p>	<p>JOB NO. 20100237/000</p> <p>SCALE 1" = 20'</p> <p>CHECKED BY: JAS</p> <p>DESIGNED BY: JDM</p>	<p>GLO MIT MOD</p> <p>BROWN BV</p> <p>BERCLAIR, TX</p> <p><b>PETTUS STREET</b></p> <p>STA 0+00 TO STA 5+00</p>	<p>GLO MIT MOD-BERCLAIR DRAINAGE IMPROVEMENTS</p>	<p><b>LYNN ENGINEERING</b></p> <p>TEXAS REGISTERED ENGINEERING FIRM F-324</p> <p>TEXAS REGISTERED SURVEYING FIRM 10116600</p> <p>2200 AVENUE A BAY CITY, TEXAS 77414 PH. (361)782-7121</p>
--	--	--	--	---	--

- |   |   |   |   |
|---|---|---|---|
| <ul style="list-style-type: none"> <li>⊙ POWER POLE</li> <li>⊙ GAS METER</li> <li>⊙ CLEANOUT</li> <li>⊙ MANHOLE</li> <li>⊙ PROPERTY CORNER</li> <li>⊙ MAIL BOX</li> <li>⊙ SIGN</li> </ul> | <ul style="list-style-type: none"> <li>⊙ TELEPHONE BOX</li> <li>⊙ ELECTRIC BOX</li> <li>⊙ POST</li> <li>⊙ CLAY WIRE</li> <li>⊙ FIREHYDRANT</li> <li>⊙ GATE VALVE</li> </ul> | <ul style="list-style-type: none"> <li>⊙ CONTROL POINT</li> <li>⊙ CABLE TELEVISION BOX</li> <li>⊙ EXISTING BLDG.</li> <li>⊙ WATER METER</li> <li>⊙ GAS LINE</li> <li>⊙ FENCE</li> <li>⊙ WATER LINE</li> </ul> | <ul style="list-style-type: none"> <li>— SEWER LINE</li> <li>— STORM SEWER LINE</li> <li>— FORCE MAIN</li> <li>— POWER LINE</li> <li>— UNDER GROUND TELEPHONE LINE</li> <li>— UNDER GROUND ELECTRICAL LINE</li> </ul> |
|---|---|---|---|

MATCHLINE STATION 5+00

MATCHLINE STATION 5+00

MATCHLINE STATION 5+00



MATCHLINE STATION 10+00

MATCHLINE STATION 10+00

MATCHLINE STATION 10+00

<b>58 OF 90</b>	STA 5+00 TO STA 10+00
	NO. REVISIONS
	DATE PRINTED
	REMARKS
NO.	REVISIONS
DATE	REMARKS
JOB NO. 2010027/000	
SCALE 1" = 20'	
DESIGNED BY: JDM	CHECKED BY: JDM
DRAWN BY: JMS	DATE: 10/27/00
GLO MIT MOD	

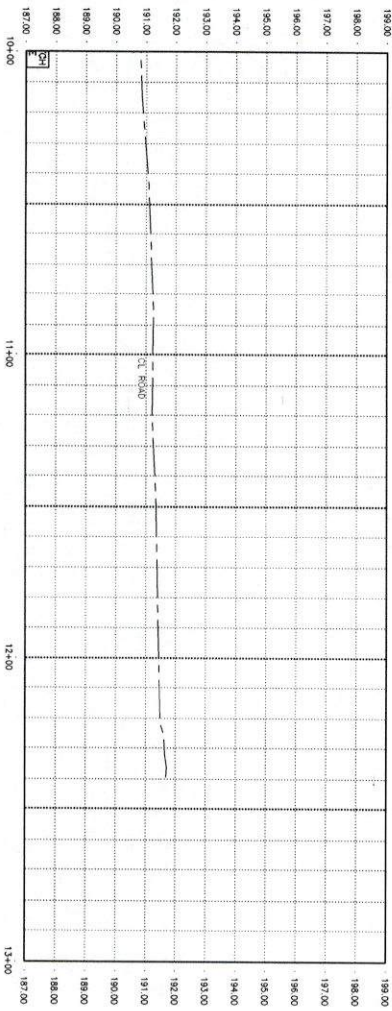
GLO MIT MOD-BERCLAIR DRAINAGE IMPROVEMENTS  
 BERCLAIR, TX  
**PETTUS STREET**  
**STA 5+00 TO STA 10+00**

<ul style="list-style-type: none"> <li>○ POWER POLE</li> <li>△ WATER METER</li> <li>□ CLEANOUT</li> <li>○ MANHOLE</li> <li>○ PROPERTY CORNER</li> <li>■ MAIL BOX</li> <li>▲ SIGN</li> </ul>	<ul style="list-style-type: none"> <li>○ TELEPHONE BOX</li> <li>△ GAS METER</li> <li>□ ELECTRIC BOX</li> <li>● POST</li> <li>○ GUY WIRE</li> <li>■ FIRE/HYDRANT</li> <li>▲ GATE VALVE</li> </ul>	<ul style="list-style-type: none"> <li>● CONTROL POINT</li> <li>■ CABLE TELEVISION BOX</li> <li>▨ EXISTING BLDG.</li> <li>— FENCE</li> <li>— WATER LINE</li> </ul>	<ul style="list-style-type: none"> <li>— SEWER LINE</li> <li>— STORM SEWER LINE</li> <li>— FORCE MAIN</li> <li>— POWER LINE</li> <li>— UNDER GROUND TELEPHONE LINE</li> <li>— UNDER GROUND ELECTRICAL LINE</li> </ul>
---	--	--	---

**LYNN ENGINEERING**  
 TEXAS REGISTERED ENGINEERING FIRM F-324  
 TEXAS REGISTERED SURVEYING FIRM 10116600


2200 AVENUE A  
 BAY CITY, TEXAS 77414  
 PH. (361)782-7121

MATCHLINE STATION 10+00



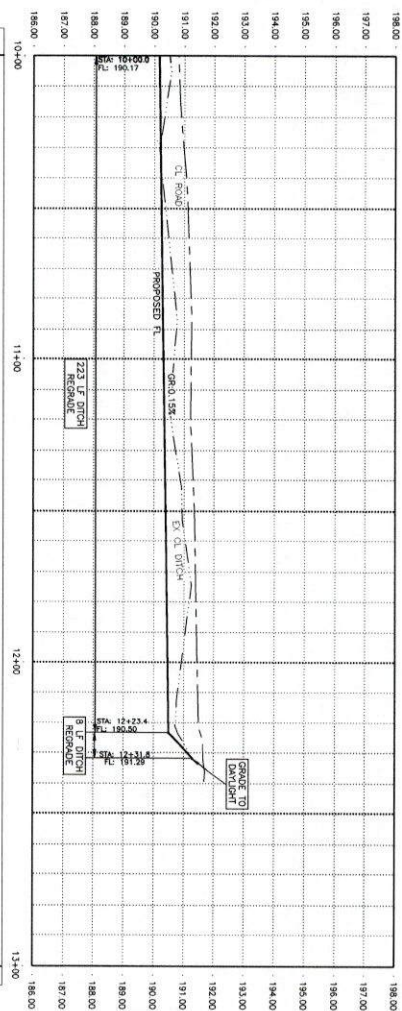
MATCHLINE STATION END

MATCHLINE STATION 10+00



MATCHLINE STATION END

MATCHLINE STATION 10+00



MATCHLINE STATION END



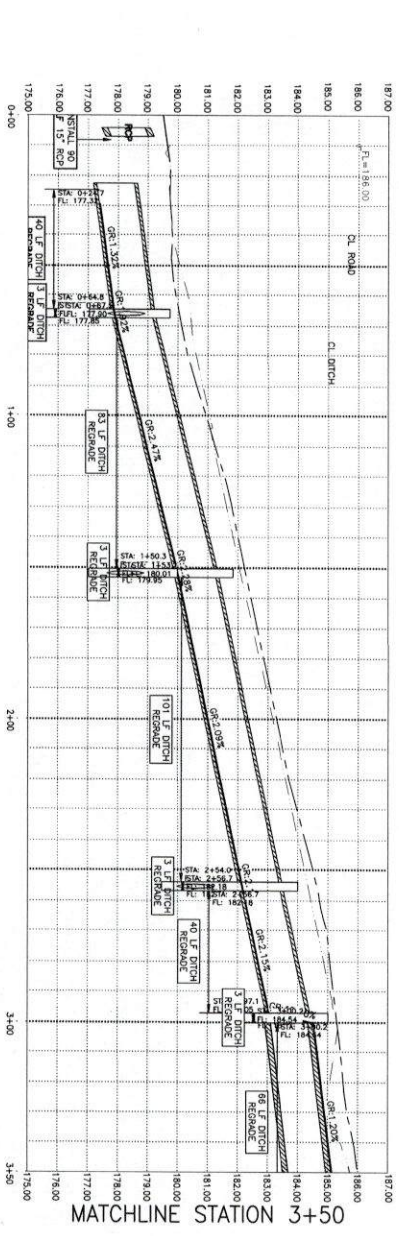
- |                   |                 |                        |                                |
|-------------------|-----------------|------------------------|--------------------------------|
| ○ POWER POLE      | ⊗ TELEPHONE BOX | ⊙ CONTROL POINT        | — SEWER LINE                   |
| ⊗ WATER METER     | △ GAS METER     | ⊗ CABLE TELEVISION BOX | — STORM SEWER LINE             |
| ⊗ CLEANOUT        | ⊗ ELECTRIC BOX  | — EXISTING RIDGE       | — FORCE MAIN                   |
| ○ MANHOLE         | ● POST          | — GAS LINE             | — POWER LINE                   |
| ⊗ PROPERTY CORNER | — GUY WIRE      | — FENCE                | — UNDER GROUND TELEPHONE LINE  |
| ⊗ MAIL BOX        | — FRESHWATER    | — WATER LINE           | — UNDER GROUND ELECTRICAL LINE |
| ⊗ SIGN            | — GATE VALVE    |                        |                                |

<b>59 OF 90</b>	STA. 10+00 TO STA. END
	NO. REVISIONS
	DATE
	REMARKS
NO.	REVISIONS
DATE	REMARKS
JOB NO. 20100297000 PRINTED DATE 2010/02/27/000	
DRAWN BY: JAS CHECKED BY: JDM DESIGNED BY: JDM SCALE: 1" = 20' GLO MIT MOD	

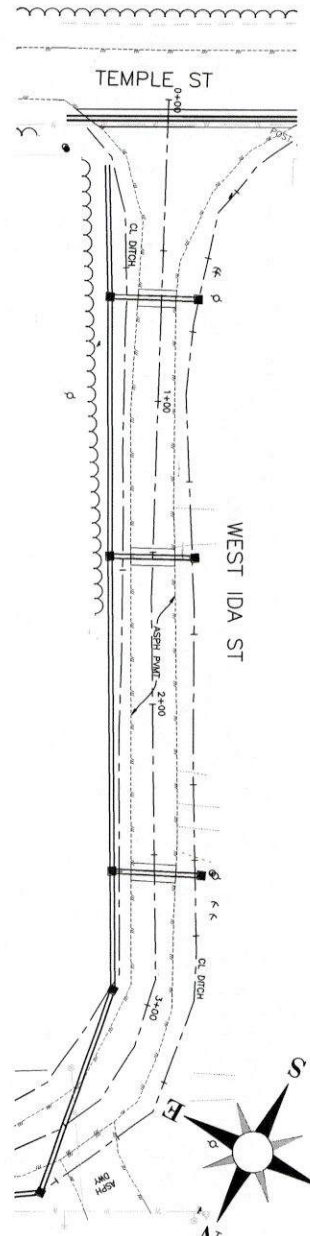
GLO MIT MOD-BERCLAIR DRAINAGE IMPROVEMENTS  
 BERCLAIR, TX  
**PETTUS STREET**  
 STA 10+00 TO STA END

**LYNN ENGINEERING**  
 TEXAS REGISTERED ENGINEERING FIRM F-324  
 TEXAS REGISTERED SURVEYING FIRM 10116600

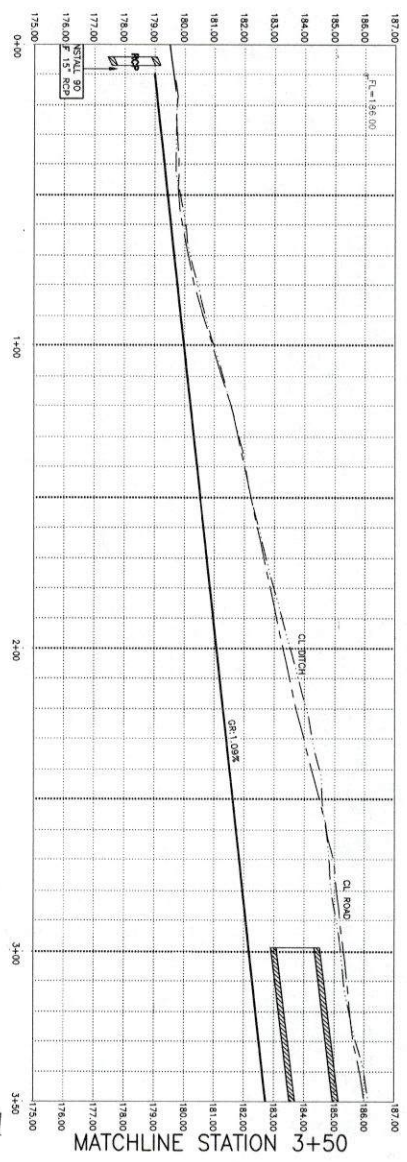
2200 AVENUE A  
 BAY CITY, TEXAS 77414  
 PH. (361)782-7121



MATCHLINE STATION 3+50



MATCHLINE STATION 3+50



MATCHLINE STATION 3+50

- ⊕ POWER POLE
- ⊕ WATER METER
- ⊕ CLEANOUT
- ⊕ MANHOLE
- ⊕ PROPERTY CORNER
- ⊕ MAIL BOX
- ⊕ SIGN
- ⊕ TELEPHONE BOX
- ⊕ GAS METER
- ⊕ ELECTRIC BOX
- ⊕ POST
- ⊕ CITY WIRE
- ⊕ FIREHYDRANT
- ⊕ GATE VALVE
- ⊕ CONTROL POINT
- ⊕ CABLE TELEVISION BOX
- ⊕ EXISTING BLDG.
- ⊕ GAS LINE
- ⊕ FENCE
- ⊕ WATER LINE
- ⊕ SEWER LINE
- ⊕ STORM SEWER LINE
- ⊕ FORCE MAIN
- ⊕ POWER LINE
- ⊕ UNDER GROUND TELEPHONE LINE
- ⊕ UNDER GROUND ELECTRICAL LINE

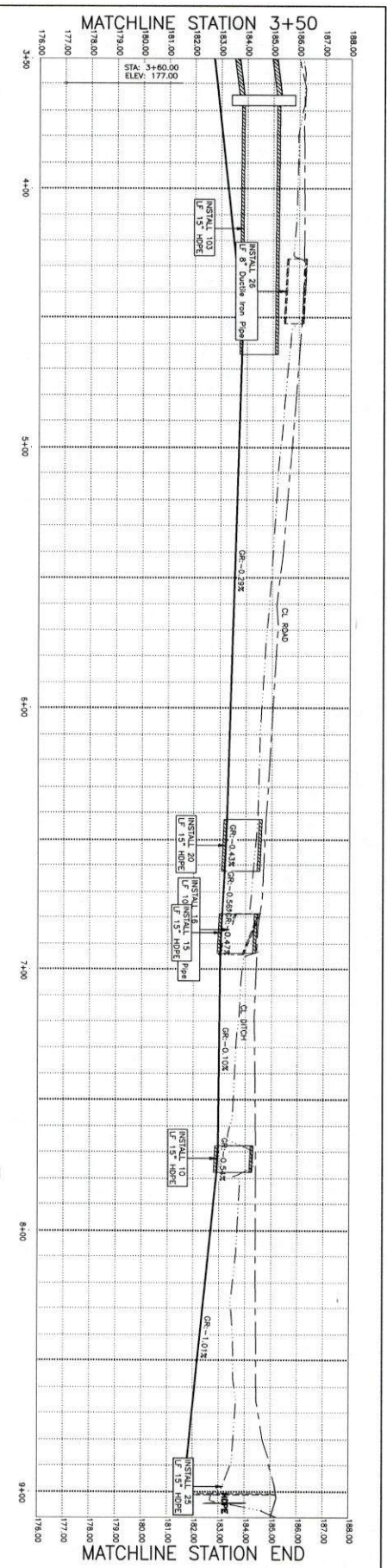
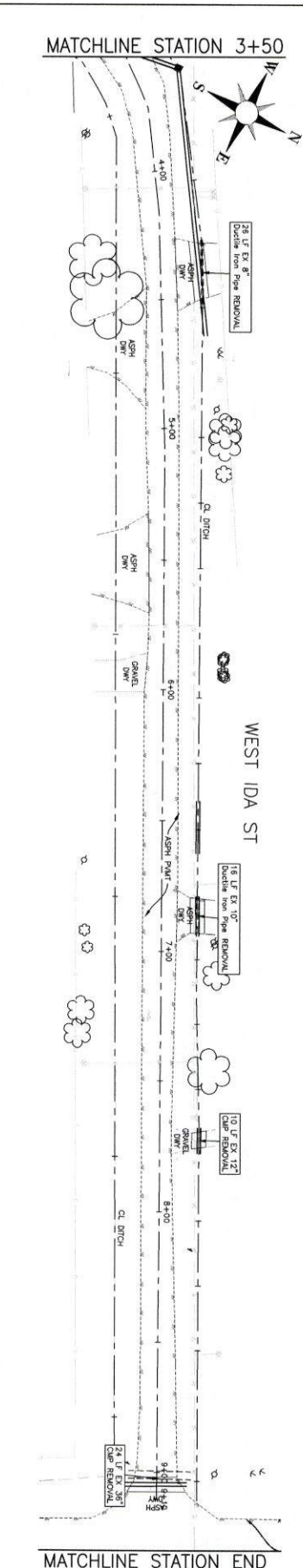
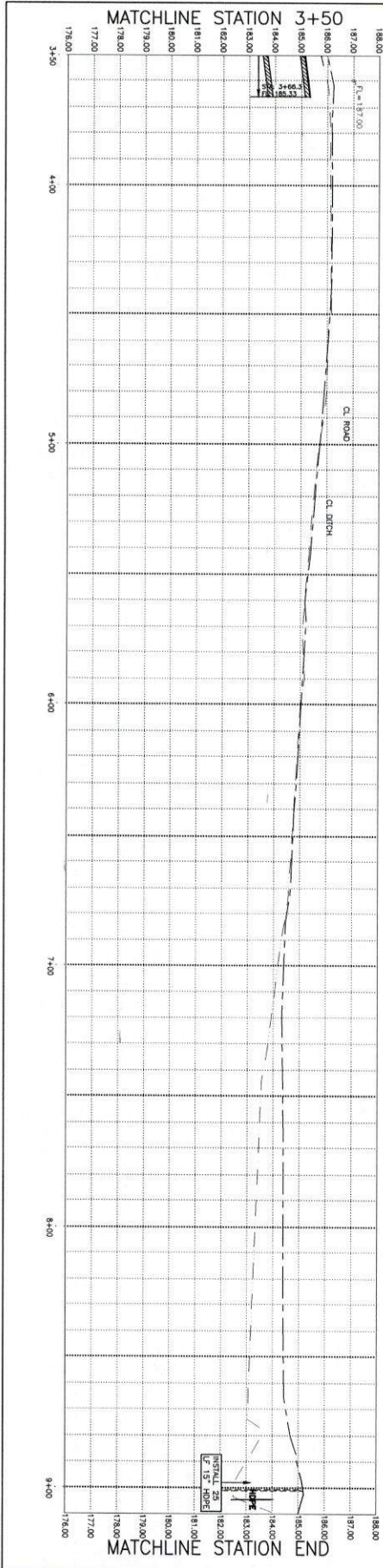
<p><b>GLO MIT MOD</b></p> <p>DRAWN BY: CBR</p> <p>CHECKED BY: JDM</p> <p>DESIGNED BY: JDM</p> <p>SCALE: 1" = 20'</p> <p>JOB NO. 20-10027/000</p> <p>PRINTED</p> <p>DATE</p> <p>REVISIONS</p> <table border="1" style="width: 100%; border-collapse: collapse;"> <thead> <tr> <th>NO.</th> <th>REVISIONS</th> </tr> </thead> <tbody> <tr> <td> </td> <td> </td> </tr> </tbody> </table>	NO.	REVISIONS			<p>STA 0+00 TO STA 3+50</p> <p style="font-size: 24pt; font-weight: bold;">60 OF 90</p>
NO.	REVISIONS				

GLO MIT MOD - BERCLAIR ROAD IMPROVEMENTS  
BERCLAIR, TX

**WEST IDA STREET**  
STA 0+00 TO STA 3+50

**LYNN ENGINEERING**  
TEXAS REGISTERED ENGINEERING FIRM F-324  
TEXAS REGISTERED SURVEYING FIRM 10116600

2200 AVENUE A  
BAY CITY, TEXAS 77414  
PH. (361)782-7121



STA 3+50 TO STA 7+00
<b>61 OF 90</b>

GLO MIT MOD

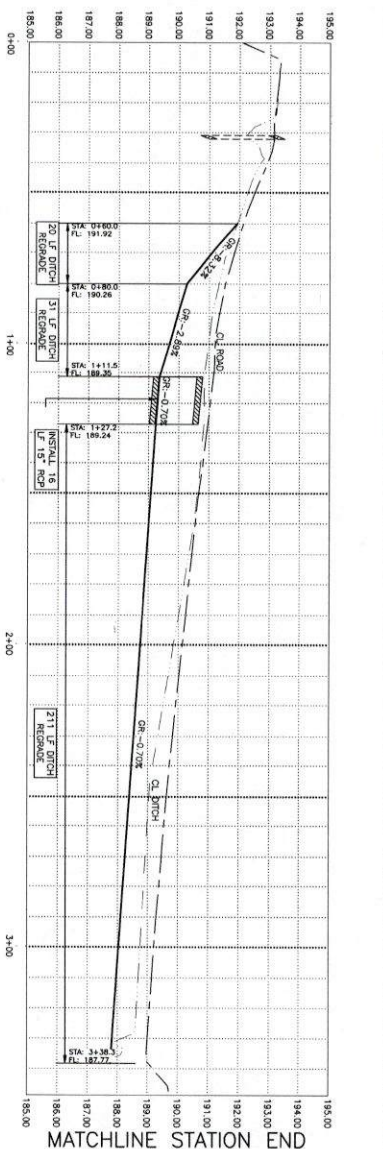
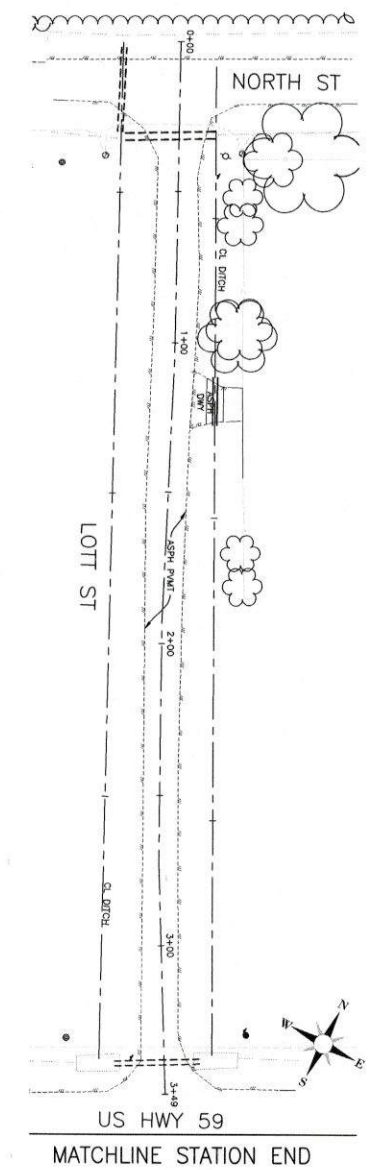
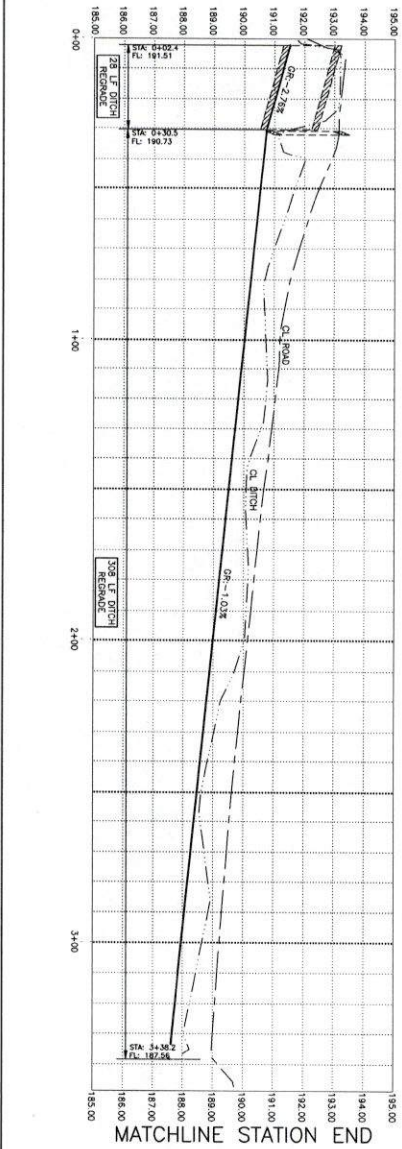
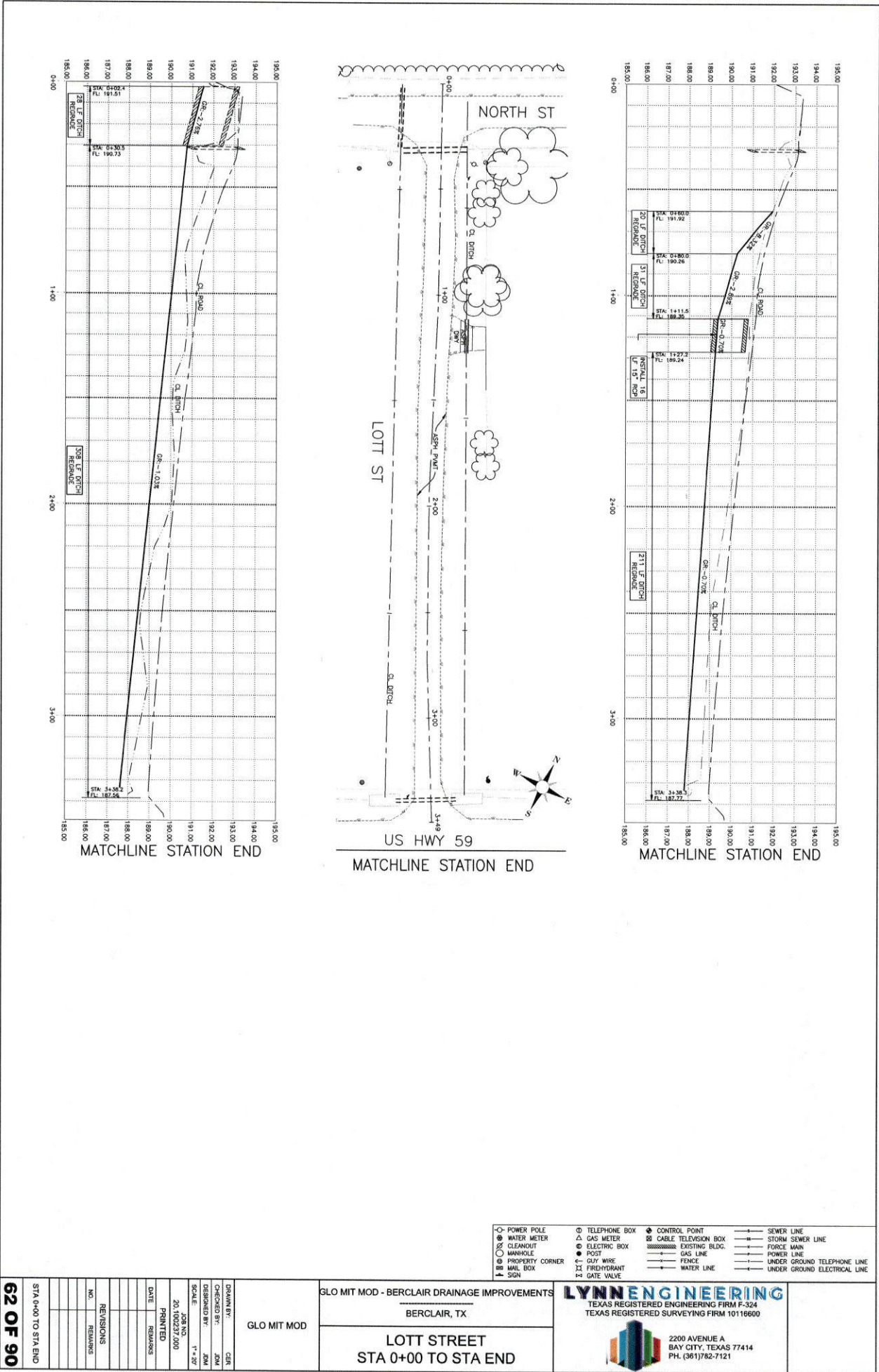
GLO MIT MOD - BERCLAIR ROAD IMPROVEMENTS  
BERCLAIR, TX

**WEST IDA STREET  
STA 3+50 TO STA 7+00**

**LYNN ENGINEERING**  
TEXAS REGISTERED ENGINEERING FIRM F-324  
TEXAS REGISTERED SURVEYING FIRM 10116600

2200 AVENUE A  
BAY CITY, TEXAS 77414  
PH. (361)782-7121

DATE	REVISIONS
NO.	REMARKS
PRINTED	
20-10-23/7:00	
181.00	
182.00	
183.00	
184.00	
185.00	
186.00	
187.00	
188.00	
189.00	
190.00	
191.00	
192.00	
193.00	
194.00	
195.00	
196.00	
197.00	
198.00	
199.00	
200.00	



- POWER POLE
- ⊕ WATER METER
- ⊙ CLEANOUT
- MANHOLE
- ⊙ PROPERTY CORNER
- ⊙ MAIL BOX
- ⊙ SIGN
- ⊙ TELEPHONE BOX
- ⊙ GAS METER
- ⊙ ELECTRIC BOX
- ⊙ POST
- ⊙ CITY WIRE
- ⊙ FIREHYDRANT
- ⊙ GATE VALVE
- ⊙ CONTROL POINT
- ⊙ CABLE TELEVISION BOX
- ⊙ EXISTING BLDG.
- ⊙ FENCE
- ⊙ WATER LINE
- SEWER LINE
- STORM SEWER LINE
- FORCE MAIN
- POWER LINE
- UNDER GROUND TELEPHONE LINE
- UNDER GROUND ELECTRICAL LINE

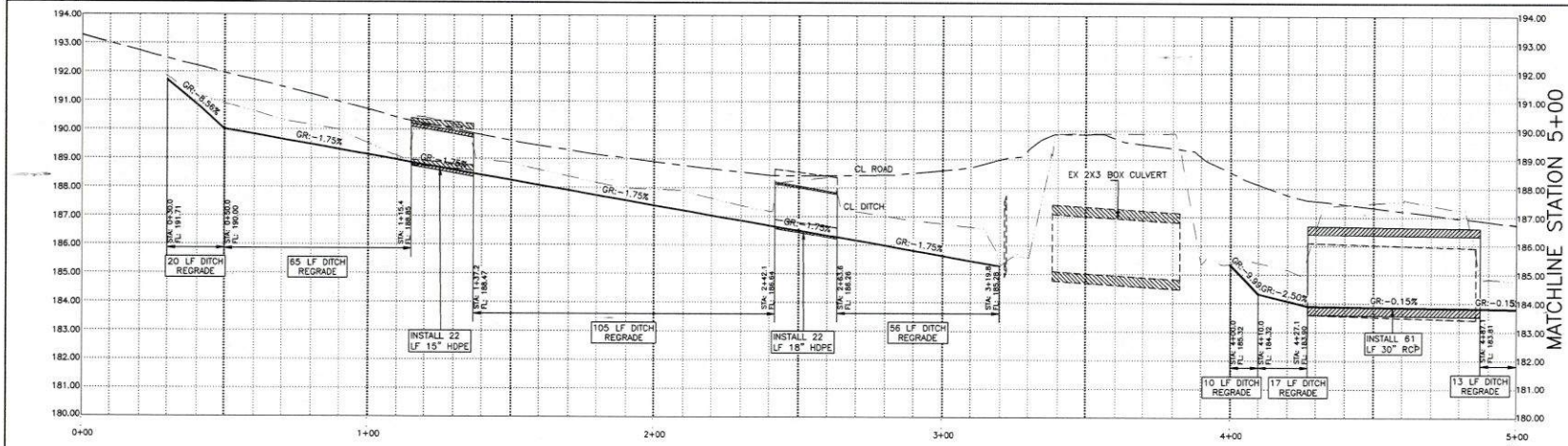
STA. 0+00 TO STA END <b>62 OF 90</b>	GLO MIT MOD PRINTED DATE REVISIONS NO. REVISIONS	JOB NO. 20.100237.000 SCALE 1" = 20' DRAWN BY CEK CHECKED BY JDM DESIGNED BY JDM
---	--	---

GLO MIT MOD - BERCLAIR DRAINAGE IMPROVEMENTS  
 BERCLAIR, TX  
**LOTT STREET**  
 STA 0+00 TO STA END

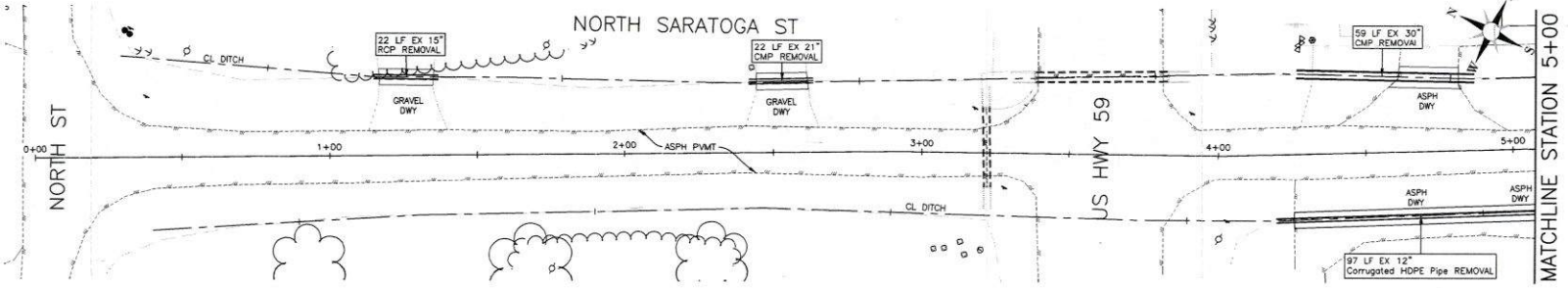
**LYNN ENGINEERING**  
 TEXAS REGISTERED ENGINEERING FIRM F-324  
 TEXAS REGISTERED SURVEYING FIRM 10116600



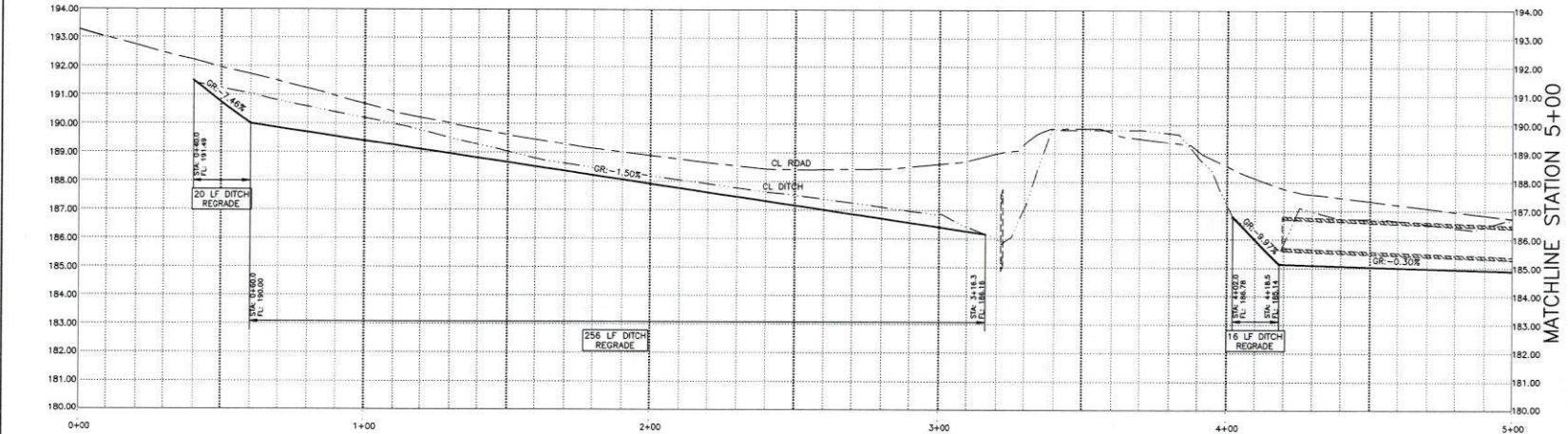
2200 AVENUE A  
 BAY CITY, TEXAS 77414  
 PH. (361)782-7121



MATCHLINE STATION 5+00



MATCHLINE STATION 5+00



MATCHLINE STATION 5+00

- TELEPHONE BOX
- CONTROL POINT
- SLOPE
- TELEPHONE LINE
- WATER METER
- CLEANOUT
- ELECTRIC BOX
- EXISTING BLDG.
- ASPHALT DRIVE
- PROPERTY CORNER
- MAIL BOX
- SIGN
- SEWER LINE
- WATER MAIN
- POWER LINE
- GAS LINE
- TELEPHONE LINE
- UNDERGROUND ELECTRICAL LINE

**LYNNE ENGINEERING**  
 TEXAS REGISTERED ENGINEERING FIRM E-524  
 TEXAS REGISTERED SURVEYING FIRM 10116600

BERCLAIR, TX

**NORTH SARATOGA STREET**  
 STA 0+00 TO STA 5+00

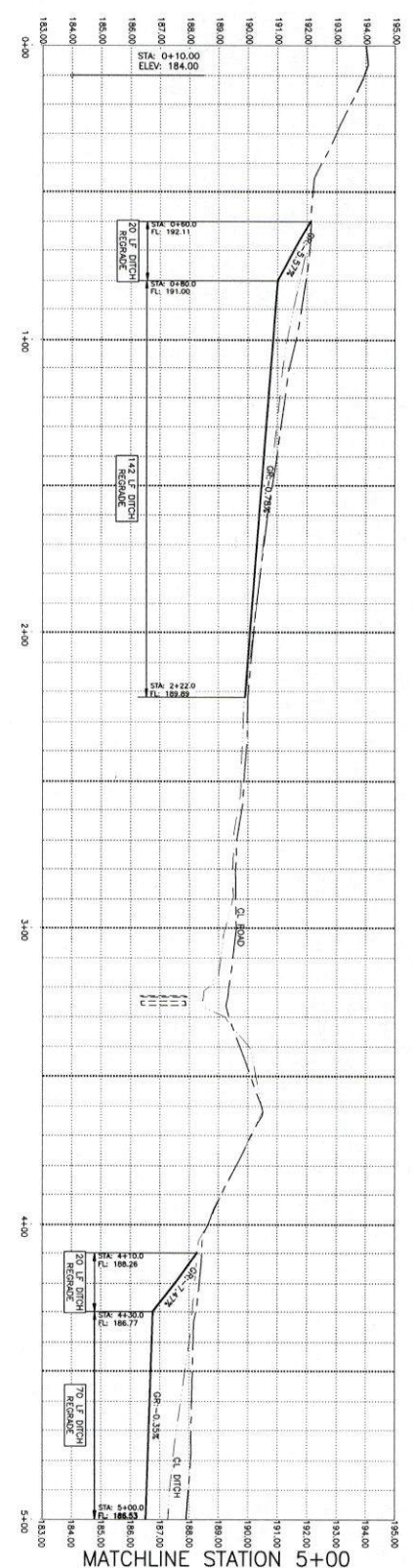
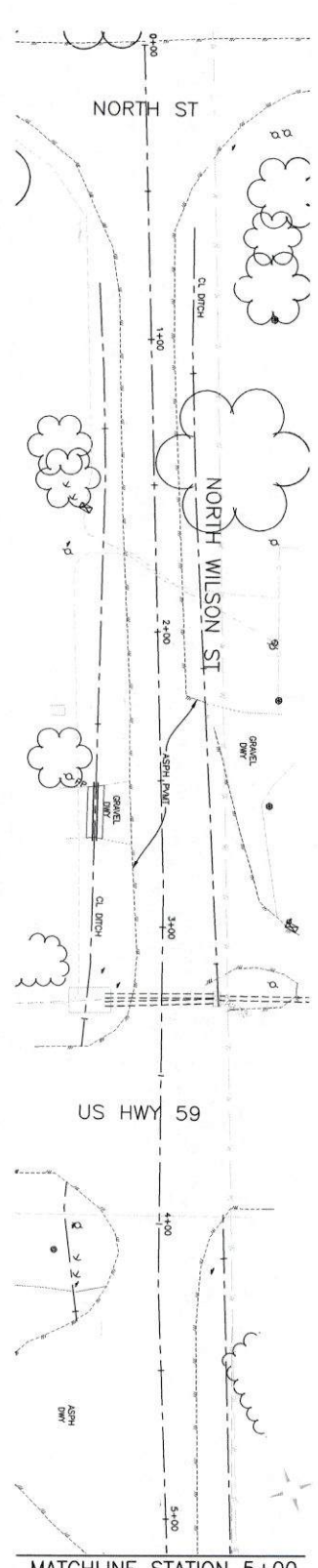
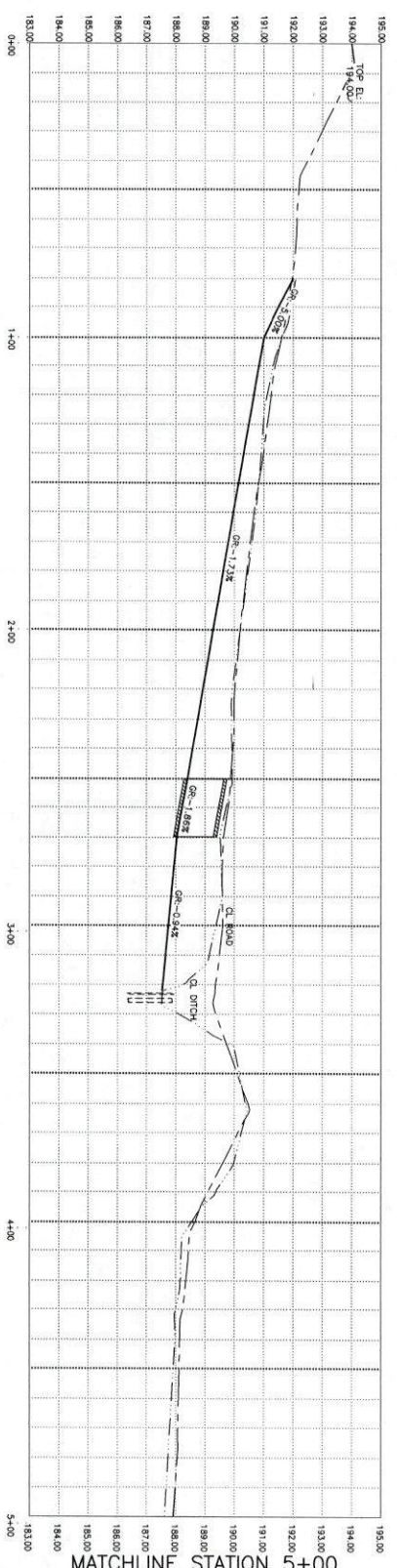
2200 AVENUE A  
 BAY CITY, TEXAS 77414  
 PH. (961)782-7121

GLO MIT MOD

DRAWN BY:	CER
CHECKED BY:	JDM
DESIGNED BY:	JDM
SCALE:	1" = 20'
JOB NO.	20.100237.000
PRINTED	
DATE	REMARKS
REVISIONS	
NO.	REMARKS

STA 0+00 TO STA 5+00





- POWER POLE
- ⊗ WATER METER
- ⊗ CLEANOUT
- ⊗ MANHOLE
- ⊗ PROPERTY CORNER
- ⊗ MAIL BOX
- ⊗ SIGN
- ⊗ TELEPHONE BOX
- ⊗ GAS METER
- ⊗ ELECTRIC BOX
- ⊗ POST
- ⊗ GUY WIRE
- ⊗ FIREHYDRANT
- ⊗ GATE VALVE
- ⊗ CONTROL POINT
- ⊗ CABLE TELEVISION BOX
- ⊗ EXISTING BLDG.
- ⊗ GAS LINE
- ⊗ FENCE
- ⊗ WATER LINE
- ⊗ SEWER LINE
- ⊗ STORM SEWER LINE
- ⊗ FORCE MAIN
- ⊗ POWER LINE
- ⊗ UNDER GROUND TELEPHONE LINE
- ⊗ UNDER GROUND ELECTRICAL LINE

**GLO MIT MOD**

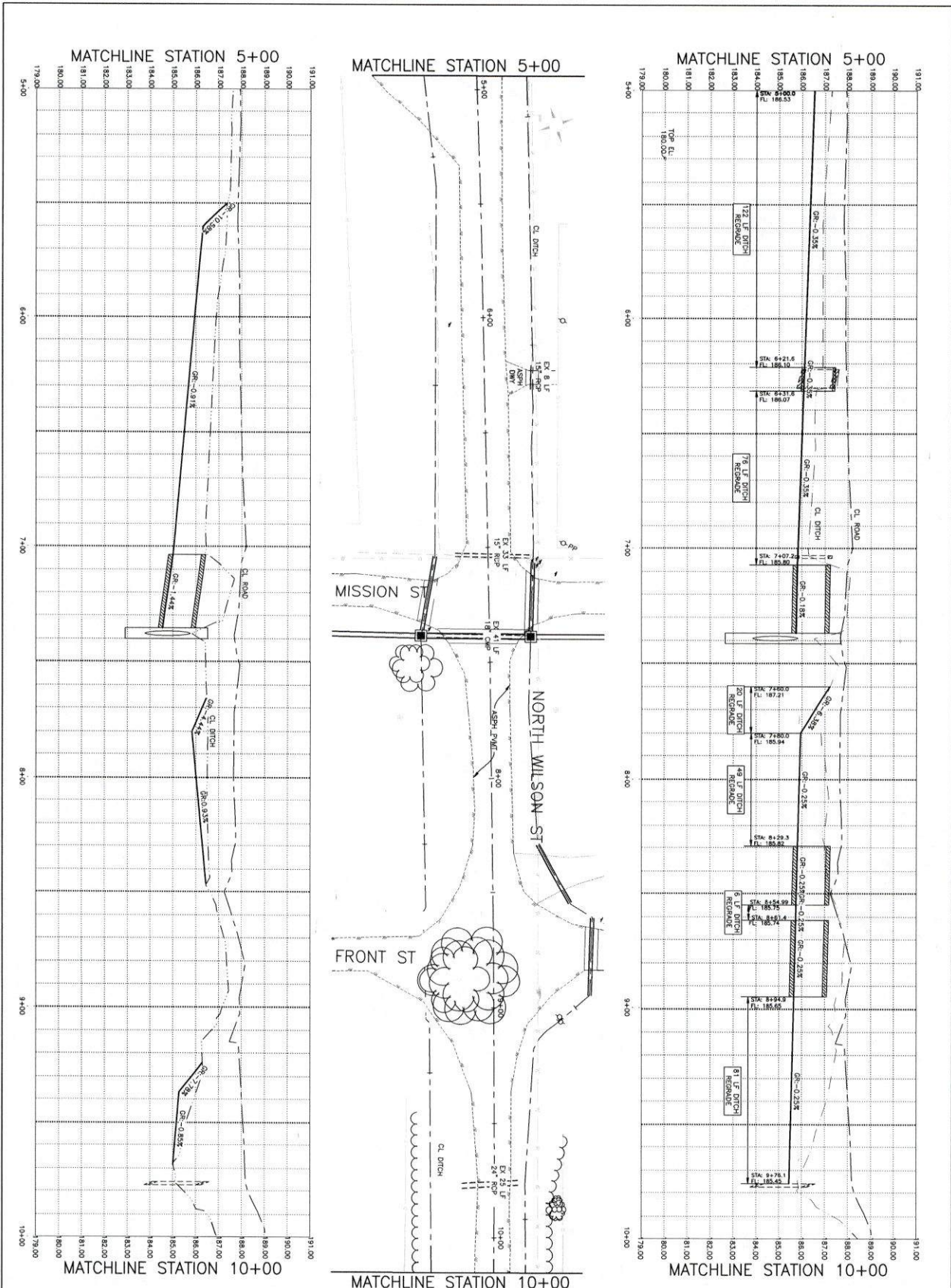
DRAWN BY:	CER
CHECKED BY:	JDM
DESIGNED BY:	JDM
SCALE:	1" = 20'
JOB NO.:	20-100237-000
PRINTED:	
DATE:	
REVISIONS:	
NO.:	
REMARKS:	

GLO MIT MOD - BERCLAIR DRAINAGE IMPROVEMENTS  
BERCLAIR, TX

**NORTH WILSON STREET  
STA 0+00 TO STA 5+00**

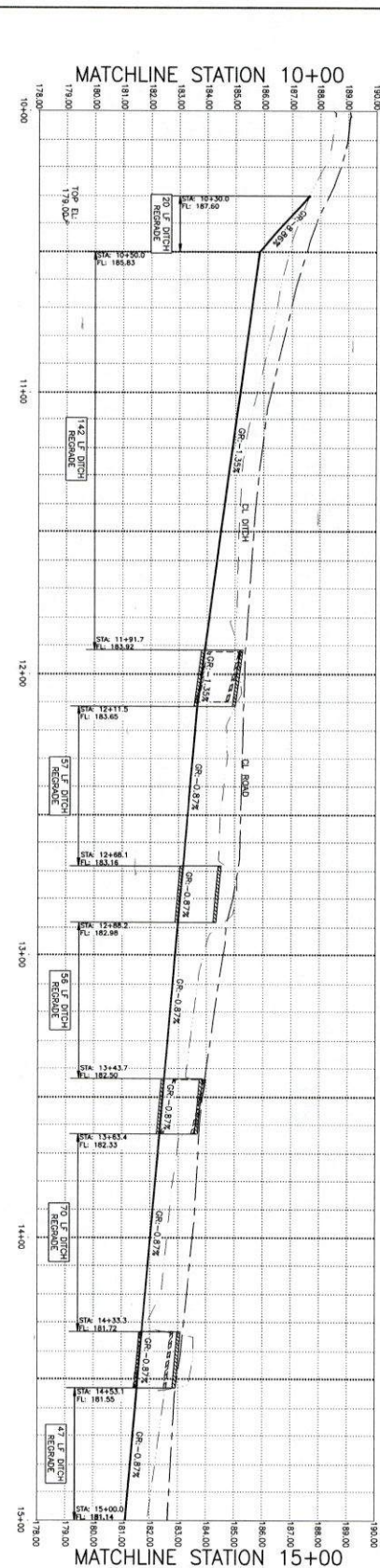
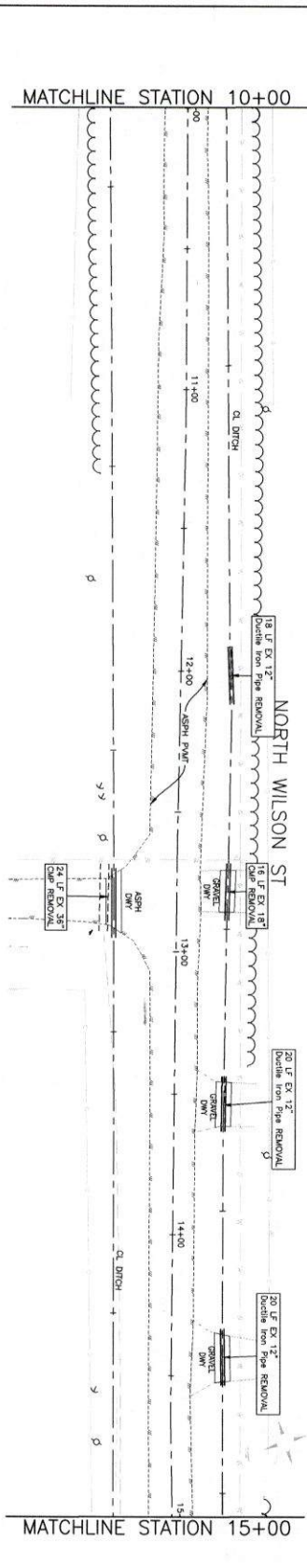
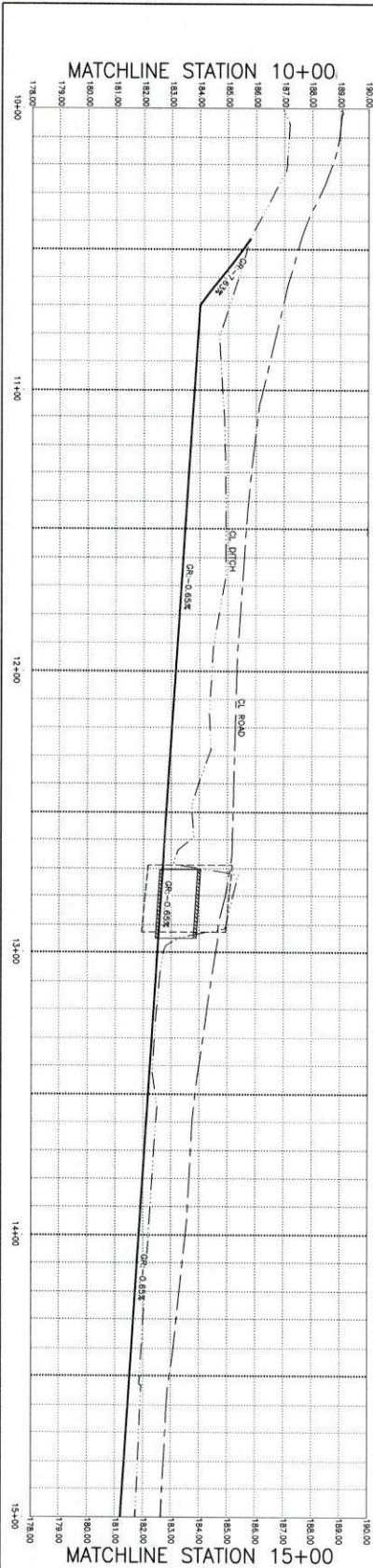
**LYNN ENGINEERING**  
TEXAS REGISTERED ENGINEERING FIRM F-324  
TEXAS REGISTERED SURVEYING FIRM 10116600

2200 AVENUE A  
BAY CITY, TEXAS 77414  
PH. (361)782-7121



<p><b>66 OF 90</b></p> <p>STA 5+00 TO STA 10+00</p>	<p><b>GLO MIT MOD</b></p> <p>NO. REVISIONS</p> <p>DATE REVISIONS</p> <p>PRINTED</p> <p>20.10.2023/7.000</p> <p>SCALE: 1" = 20'</p> <p>DRAWN BY: CER</p> <p>CHECKED BY: JDM</p> <p>DESIGNED BY: JDM</p> <p>DATE: 10/27/2023</p>	<p><b>GLO MIT MOD - BERCLAIR DRAINAGE IMPROVEMENTS</b></p> <p>BERCLAIR, TX</p> <p><b>NORTH WILSON STREET</b></p> <p>STA 5+00 TO STA 10+00</p>	<p><b>LYNN ENGINEERING</b></p> <p>TEXAS REGISTERED ENGINEERING FIRM F-324</p> <p>TEXAS REGISTERED SURVEYING FIRM 10116600</p> <p>2200 AVENUE A BAY CITY, TEXAS 77414 PH. (361)782-7121</p>
---	--	---	--

- |   |   |  |   |
|---|---|--|---|
| <ul style="list-style-type: none"> <li>○ POWER POLE</li> <li>○ WATER METER</li> <li>○ CLEANOUT</li> <li>○ MANHOLE</li> <li>○ PROPERTY CORNER</li> <li>○ MAIL BOX</li> <li>○ SIGN</li> </ul> | <ul style="list-style-type: none"> <li>○ TELEPHONE BOX</li> <li>○ GAS METER</li> <li>○ ELECTRIC BOX</li> <li>○ POST</li> <li>○ CUI WIRE</li> <li>○ FIREHYDRANT</li> <li>○ GATE VALVE</li> </ul> | <ul style="list-style-type: none"> <li>● CONTROL POINT</li> <li>□ CABLE TELEVISION BOX</li> <li>○ EXISTING BLDG.</li> <li>○ FENCE</li> <li>○ WATER LINE</li> </ul> | <ul style="list-style-type: none"> <li>— SEWER LINE</li> <li>— STORM SEWER LINE</li> <li>— FORCE MAIN</li> <li>— POWER LINE</li> <li>— UNDER GROUND TELEPHONE LINE</li> <li>— UNDER GROUND ELECTRICAL LINE</li> </ul> |
|---|---|--|---|



- POWER POLE
- WATER METER
- CLEANOUT
- MANHOLE
- PROPERTY CORNER
- MAIL BOX
- SIGN
- TELEPHONE BOX
- GAS METER
- ELECTRIC BOX
- POST
- GUY WIRE
- FIREHYDRANT
- GATE VALVE
- CONTROL POINT
- CABLE TELEVISION BOX
- EXISTING BLDG.
- GAS LINE
- FENCE
- WATER LINE
- SEWER LINE
- STORM SEWER LINE
- FORCE MAIN
- POWER LINE
- UNDER GROUND TELEPHONE LINE
- UNDER GROUND ELECTRICAL LINE

**GLO MIT MOD**

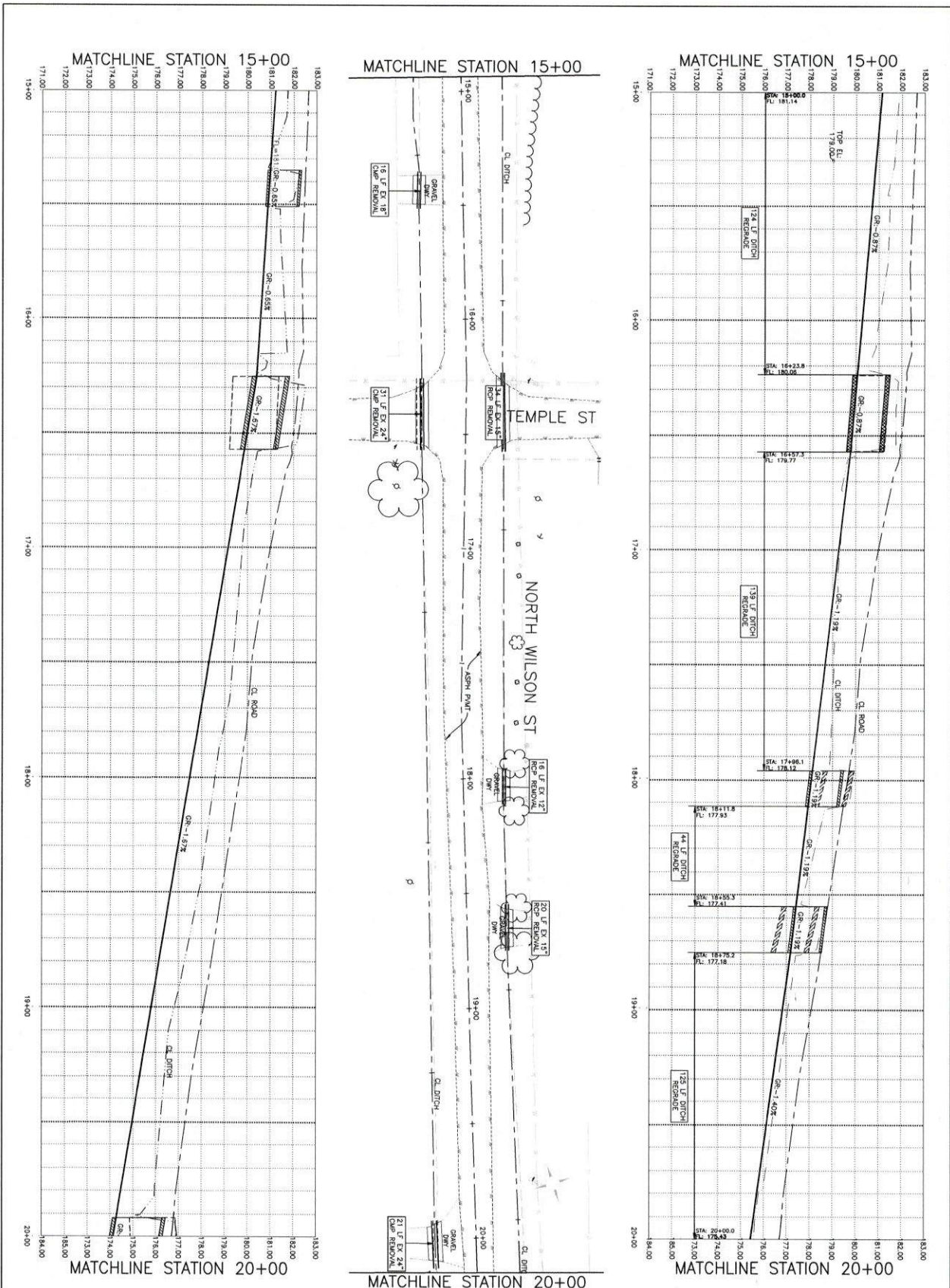
DRAWN BY: <b>CEM</b>	JOB NO. <b>20-100237/00</b>
CHECKED BY: <b>JDM</b>	DATE PRINTED: <b>11-20</b>
DESIGNED BY: <b>JDM</b>	REVISIONS:
SCALE: <b>1" = 20'</b>	NO. _____
	REMARKS _____

STA 10+00 TO STA 15+00

**GLO MIT MOD - BERCLAIR DRAINAGE IMPROVEMENTS**  
 BERCLAIR, TX  
**NORTH WILSON STREET**  
**STA 10+00 TO STA 15+00**

**LYNNENGINEERING**  
 TEXAS REGISTERED ENGINEERING FIRM F-324  
 TEXAS REGISTERED SURVEYING FIRM 10116600

2200 AVENUE A  
 BAY CITY, TEXAS 77414  
 PH. (361)782-7121



- POWER POLE
- WATER METER
- CLEANOUT
- MANHOLE
- PROPERTY CORNER
- MAIL BOX
- SIGN
- TELEPHONE BOX
- GAS METER
- ELECTRIC BOX
- POST
- CITY WIRE
- FIREHYDRANT
- GATE VALVE
- CONTROL POINT
- CABLE TELEVISION BOX
- EXISTING BLDG.
- GAS LINE
- FENCE
- WATER LINE
- SEWER LINE
- STORM SEWER LINE
- FORCE MAIN
- POWER LINE
- UNDER GROUND TELEPHONE LINE
- UNDER GROUND ELECTRICAL LINE

GLO MIT MOD

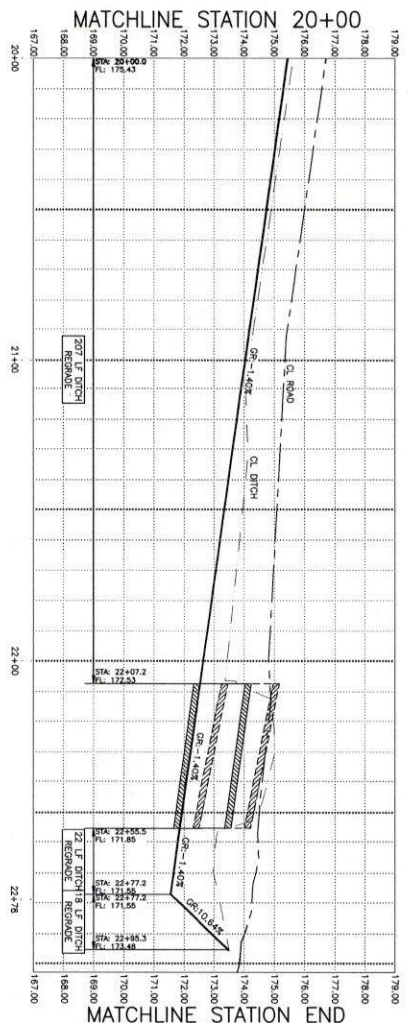
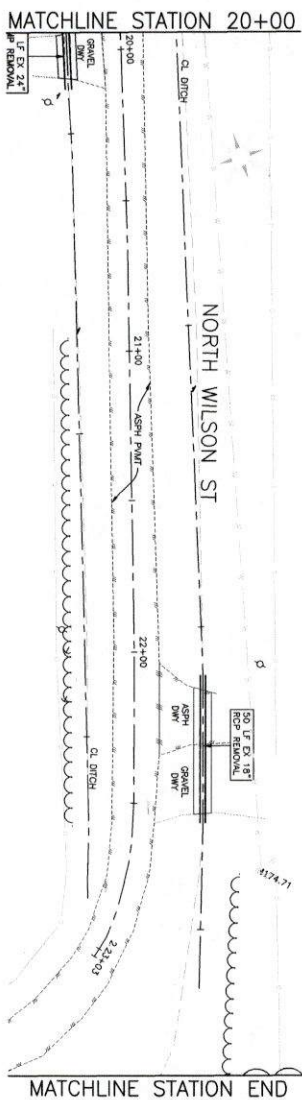
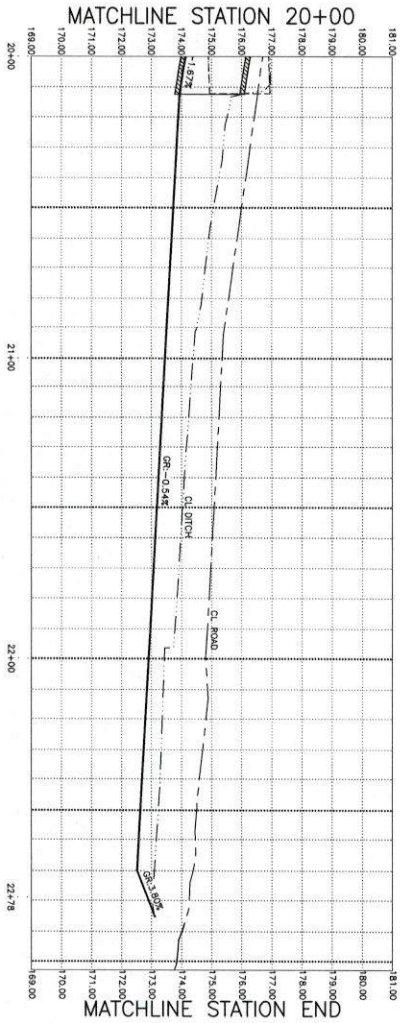
DRAWN BY: CBR	JOB NO. 20-100237/000
CHECKED BY: JDM	PRINTED
DESIGNED BY: JDM	DATE
SCALE: 1" = 20'	REVISIONS
	NO.
	REVISIONS

GLO MIT MOD - BERCLAIR DRAINAGE IMPROVEMENTS  
BERCLAIR, TX

**NORTH WILSON STREET**  
STA 15+00 TO STA 20+00

**LYNN ENGINEERING**  
TEXAS REGISTERED ENGINEERING FIRM F-324  
TEXAS REGISTERED SURVEYING FIRM 10116600

2200 AVENUE A  
BAY CITY, TEXAS 77414  
PH. (361)782-7121



- ⊕ POWER POLE
- ⊕ WATER METER
- ⊕ CLEANOUT
- ⊕ MANHOLE
- ⊕ PROPERTY CORNER
- ⊕ MAIL BOX
- ⊕ SIGN
- ⊕ TELEPHONE BOX
- ⊕ GAS METER
- ⊕ ELECTRIC BOX
- ⊕ POST
- ⊕ CITY WIRE
- ⊕ FIREHYDRANT
- ⊕ GATE VALVE
- ⊕ CONTROL POINT
- ⊕ CABLE TELEVISION BOX
- ⊕ EXISTING BLDG.
- ⊕ GAS LINE
- ⊕ FENCE
- ⊕ WATER LINE
- ⊕ SEWER LINE
- ⊕ STORM SEWER LINE
- ⊕ FORCE MAIN
- ⊕ POWER LINE
- ⊕ UNDER GROUND TELEPHONE LINE
- ⊕ UNDER GROUND ELECTRICAL LINE

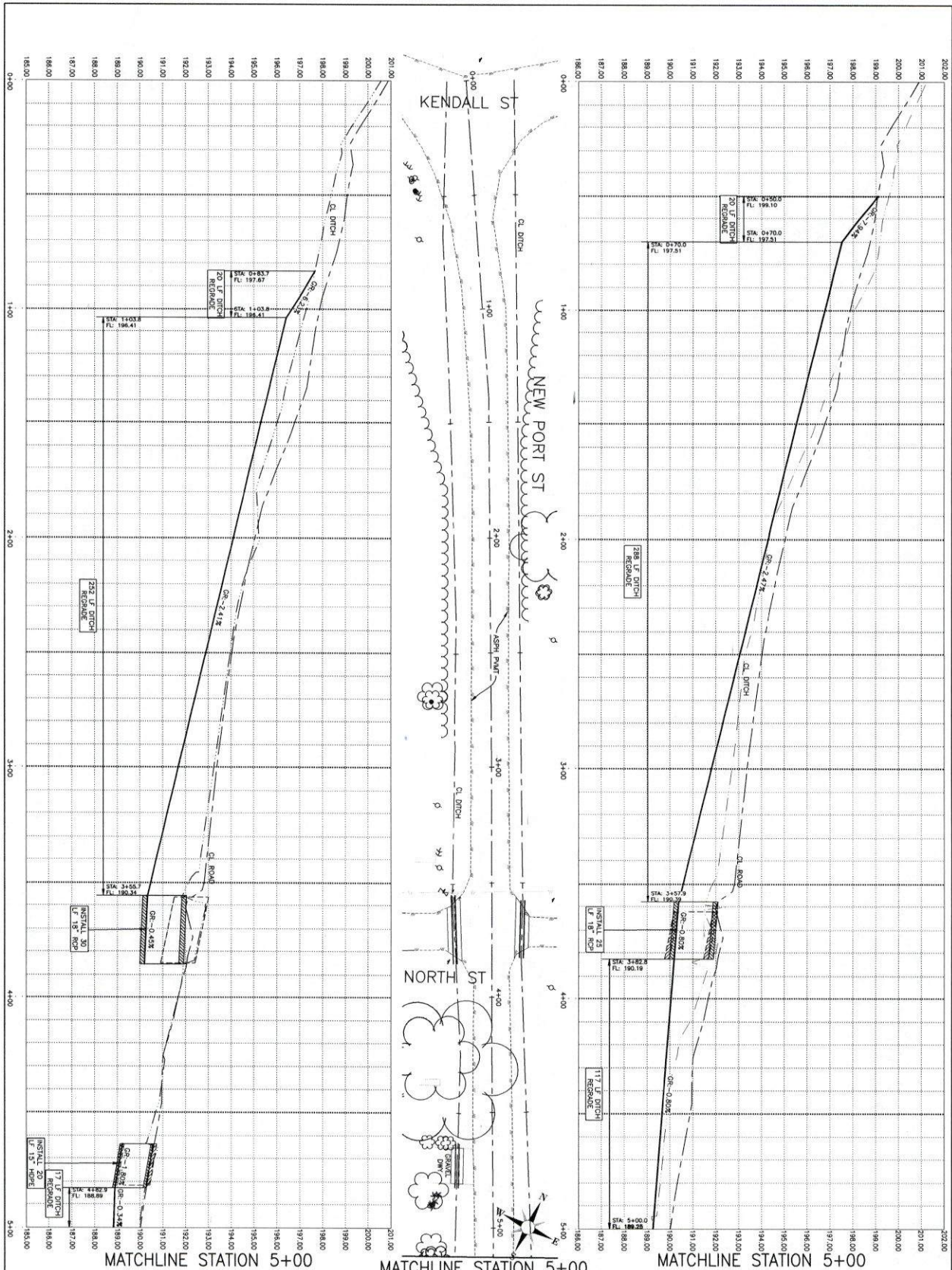
<b>69 OF 90</b>	STA 20+00 TO STA END	
	NO.	REVISIONS
	DATE	REVISIONS
	DATE	REVISIONS
SCALE	1" = 20'	
JOB NO.	20-100237/000	
PRINTED		
DESIGNED BY	JDM	
CHECKED BY	JDM	
DRAWN BY	CER	
GLO MIT MOD		

GLO MIT MOD - BERCLAIR DRAINAGE IMPROVEMENTS  
 BERCLAIR, TX  
**NORTH WILSON STREET**  
**STA 20+00 TO STA END**

**LYNN ENGINEERING**  
 TEXAS REGISTERED ENGINEERING FIRM F-324  
 TEXAS REGISTERED SURVEYING FIRM 10116600

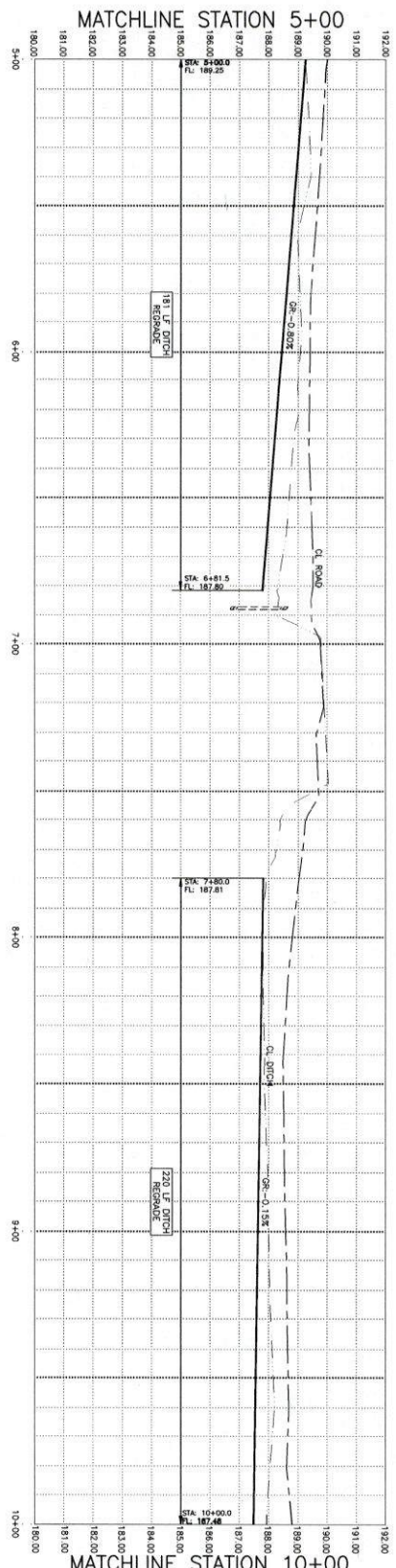
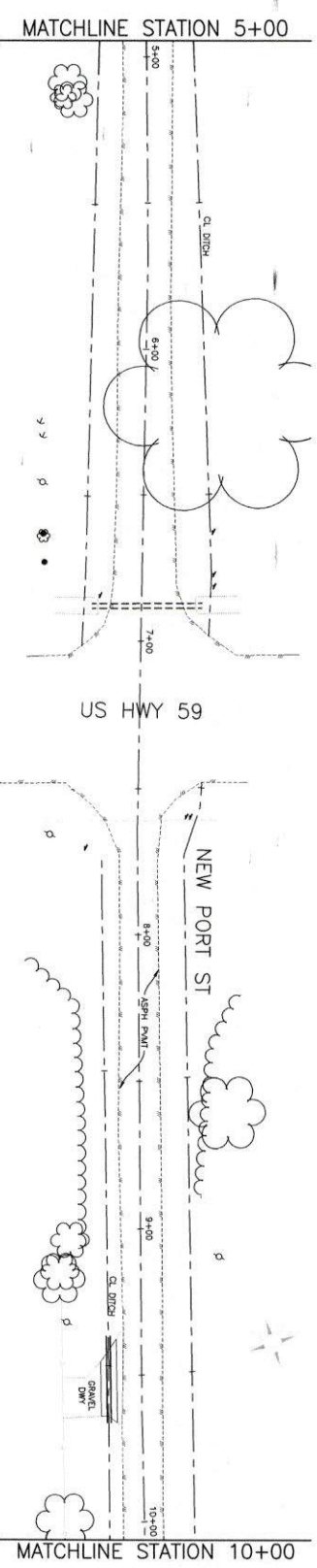
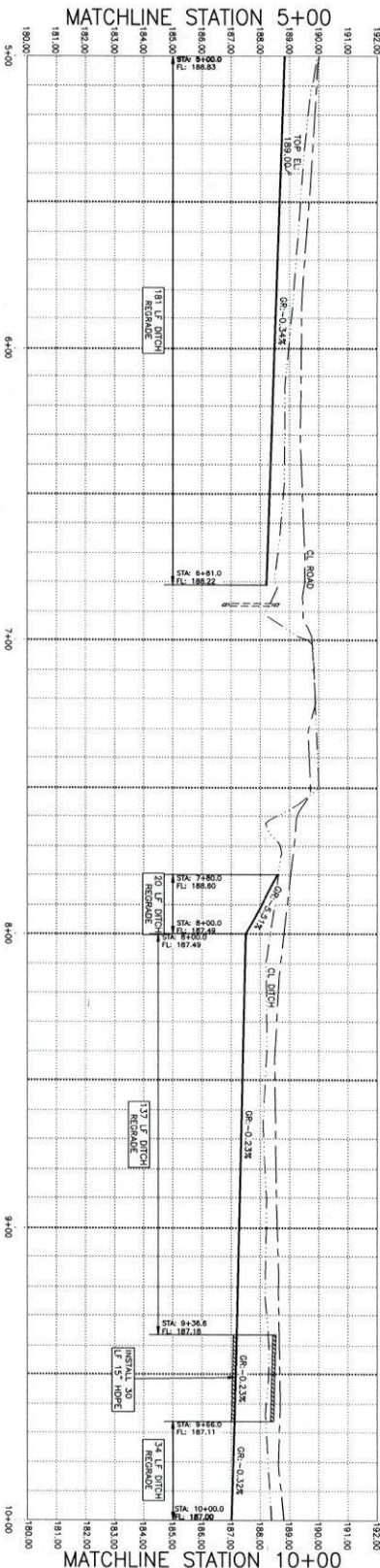


2200 AVENUE A  
 BAY CITY, TEXAS 77414  
 PH. (361)782-7121



<p><b>70 OF 90</b></p> <p>STA 0+00 TO STA 5+00</p>	<p>DATE: 20-10-23</p> <p>PRINTED: 20-10-23/2000</p> <p>REVISIONS:</p> <table border="1" style="width: 100%; border-collapse: collapse;"> <thead> <tr> <th>NO.</th> <th>REVISIONS</th> </tr> </thead> <tbody> <tr> <td> </td> <td> </td> </tr> </tbody> </table>	NO.	REVISIONS			<p>GLO MIT MOD - BERCLAIR DRAINAGE IMPROVEMENTS</p> <p>BERCLAIR, TX</p> <p><b>NEW PORT STREET</b></p> <p>STA 0+00 TO STA 5+00</p>	<p><b>LYNNE ENGINEERING</b></p> <p>TEXAS REGISTERED ENGINEERING FIRM F-324</p> <p>TEXAS REGISTERED SURVEYING FIRM 10116600</p> <p>2200 AVENUE A BAY CITY, TEXAS 77414 PH. (361)782-7121</p>
NO.	REVISIONS						

- POWER POLE
- △ WATER METER
- CLEANOUT
- MANHOLE
- PROPERTY CORNER
- MAIL BOX
- SIGN
- TELEPHONE BOX
- △ GAS METER
- ELECTRIC BOX
- POST
- CLY WIRE
- FRESHWATER
- GATE VALVE
- ◆ CONTROL POINT
- CABLE TELEVISION BOX
- ▨ EXISTING BLDG.
- GAS LINE
- FENCE
- WATER LINE
- SEWER LINE
- STORM SEWER LINE
- FORCE MAIN
- POWER LINE
- UNDER GROUND TELEPHONE LINE
- UNDER GROUND ELECTRICAL LINE



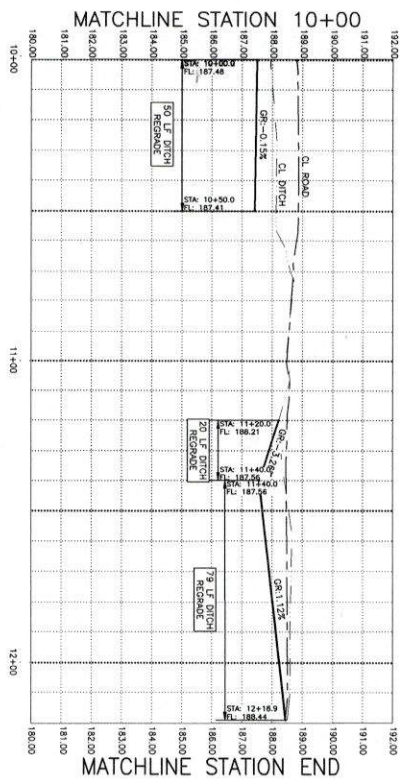
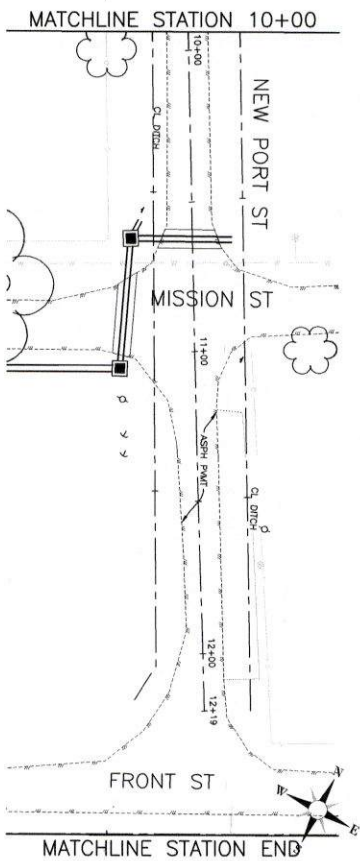
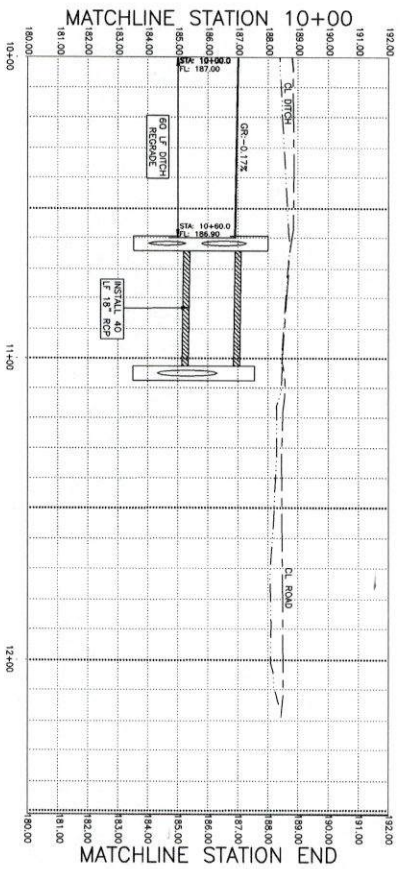
- POWER POLE
- ⊗ WATER METER
- ⊗ CLEANOUT
- ⊗ MARK
- ⊗ PROPERTY CORNER
- ⊗ MAIL BOX
- ⊗ SIGN
- ⊗ TELEPHONE BOX
- ⊗ GAS METER
- ⊗ ELECTRIC BOX
- ⊗ POST
- ⊗ GUY WIRE
- ⊗ FIREHYDRANT
- ⊗ GATE VALVE
- ⊗ CONTROL POINT
- ⊗ CABLE TELEVISION BOX
- ⊗ EXISTING BLDG.
- ⊗ GAS LINE
- ⊗ FENCE
- ⊗ WATER LINE
- ⊗ SEWER LINE
- ⊗ STORM SEWER LINE
- ⊗ FORCE MAIN
- ⊗ POWER LINE
- ⊗ UNDER GROUND TELEPHONE LINE
- ⊗ UNDER GROUND ELECTRICAL LINE

<b>GLO MIT MOD</b>	
DRAWN BY: CBR	CHECKED BY: JDM
DESIGNED BY: JDM	PRINTED:
SCALE: 20' HORIZONTAL / 1" = 20'	DATE: 2010/02/27/2010
JOB NO. 20100227/2010	REVISIONS:
STA 5+00 TO STA 10+00	NO. REVISIONS:
<b>71 OF 90</b>	

GLO MIT MOD - BERCLAIR DRAINAGE IMPROVEMENTS  
BERCLAIR, TX  
**NEW PORT STREET  
STA 5+00 TO STA 10+00**

**LYNN ENGINEERING**  
TEXAS REGISTERED ENGINEERING FIRM F-324  
TEXAS REGISTERED SURVEYING FIRM 10116600

2200 AVENUE A  
BAY CITY, TEXAS 77414  
PH. (361)762-7121



72 OF 90  
STA 10+00 TO STA END

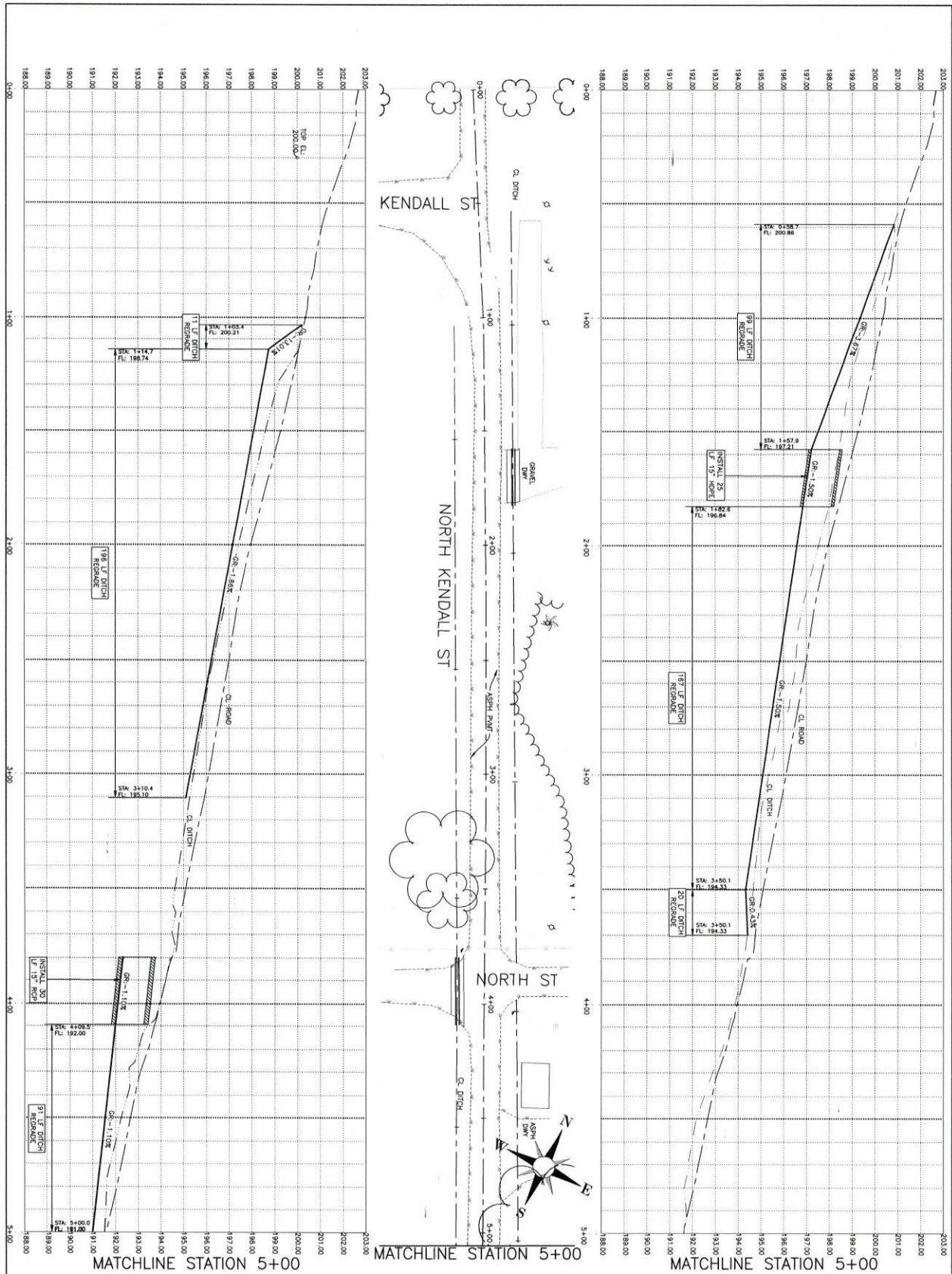
DESIGNED BY:	JOH
CHECKED BY:	CEB
DATE:	20-10-27
SCALE:	1" = 20'
PROJECT NO.:	20-10227-000
PRINTED:	
REVISIONS:	
NO.	REVISIONS

GLO MIT MOD - BERCLAIR DRAINAGE IMPROVEMENTS  
BERCLAIR, TX  
NEW PORT STREET  
STA 10+00 TO STA END

<ul style="list-style-type: none"> <li>○ POWER POLE</li> <li>⊙ WATER METER</li> <li>⊗ CLEANOUT</li> <li>○ MANHOLE</li> <li>⊙ PROPERTY CORNER</li> <li>⊙ MAIL BOX</li> <li>⊙ SIGN</li> </ul>	<ul style="list-style-type: none"> <li>⊙ TELEPHONE BOX</li> <li>⊙ GAS METER</li> <li>⊙ ELECTRIC BOX</li> <li>⊙ POST</li> <li>⊙ GUY WIRE</li> <li>⊙ FIREHYDRANT</li> <li>⊙ GATE VALVE</li> </ul>	<ul style="list-style-type: none"> <li>⊙ CONTROL POINT</li> <li>⊙ CABLE TELEVISION BOX</li> <li>⊙ EXISTING BLDG.</li> <li>⊙ GAS LINE</li> <li>⊙ FENCE</li> <li>⊙ WATER LINE</li> <li>⊙ GATE VALVE</li> </ul>	<ul style="list-style-type: none"> <li>— SEWER LINE</li> <li>— STORM SEWER LINE</li> <li>— FORCE MAIN</li> <li>— POWER LINE</li> <li>— UNDER GROUND TELEPHONE LINE</li> <li>— UNDER GROUND ELECTRICAL LINE</li> </ul>
---	---	--	---

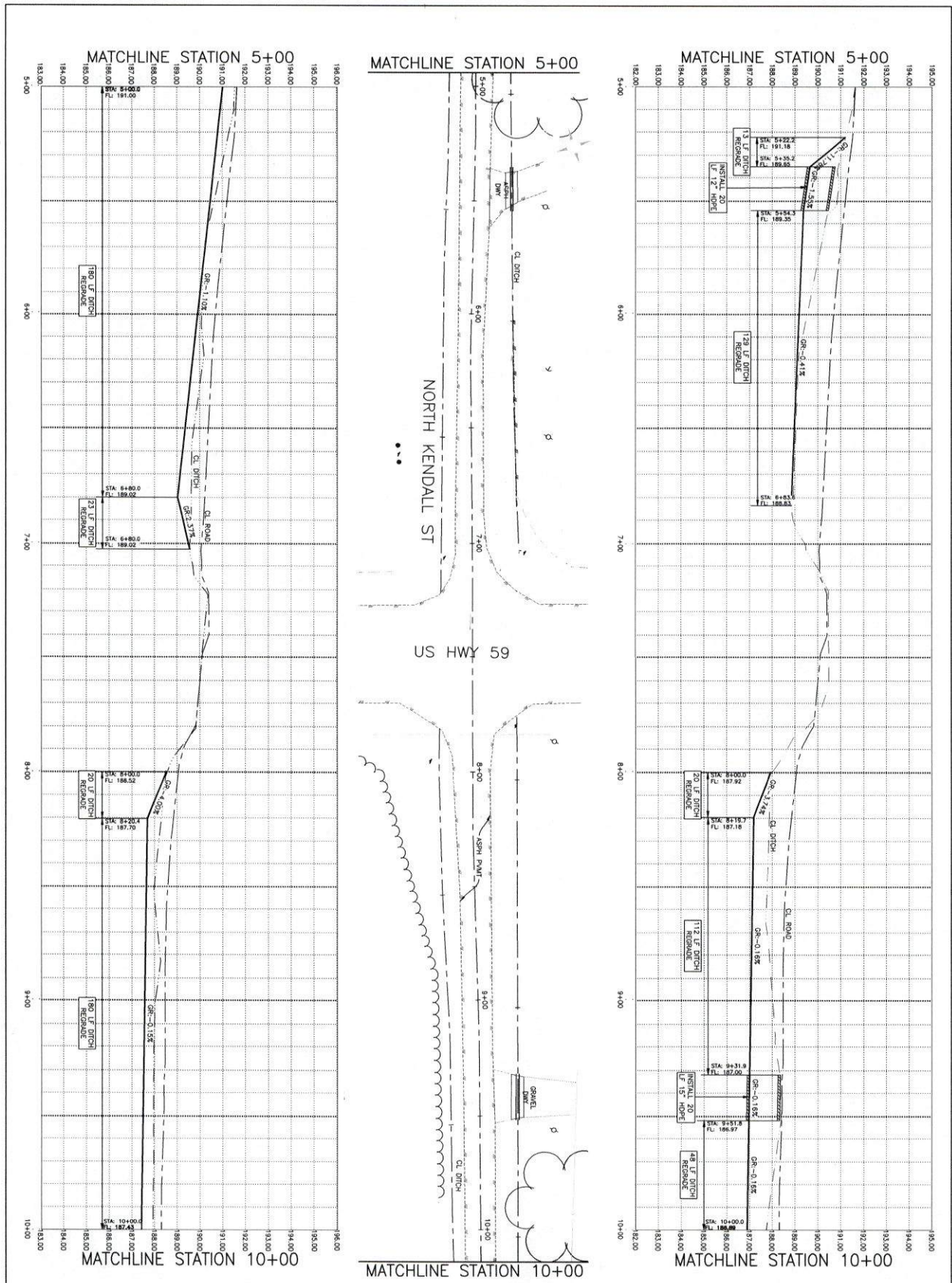
**LYNNE ENGINEERING**  
TEXAS REGISTERED ENGINEERING FIRM F-324  
TEXAS REGISTERED SURVEYING FIRM 10116600

2200 AVENUE A  
BAY CITY, TEXAS 77414  
PH. (361)782-7121



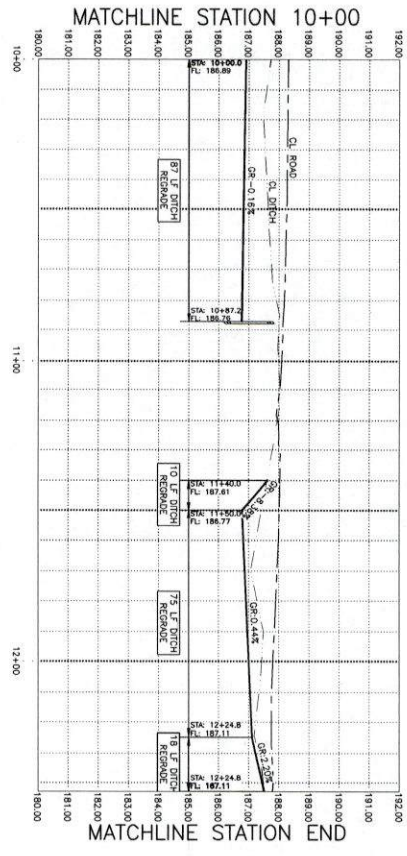
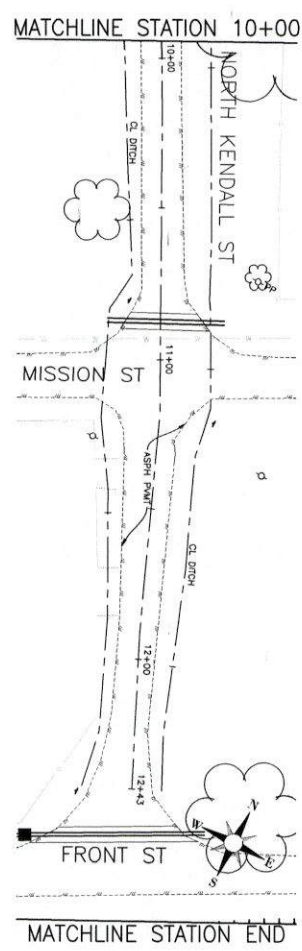
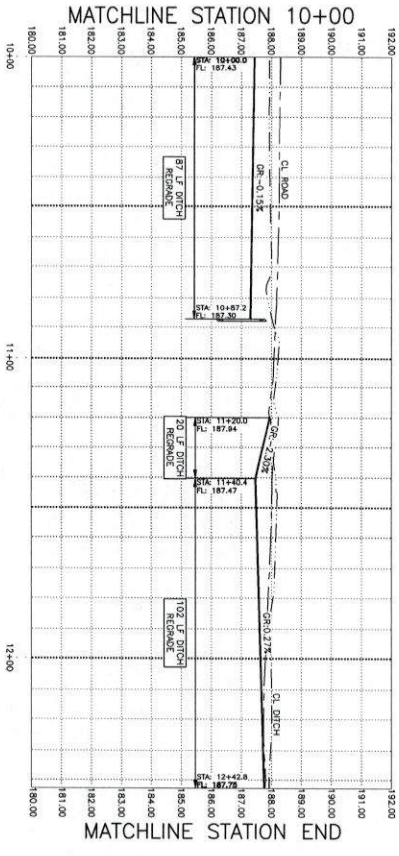
<p><b>73 OF 90</b></p> <p>STA 0+00 TO STA 5+00</p>	<p><b>REVISIONS</b></p> <table border="1" style="width: 100%; border-collapse: collapse;"> <thead> <tr> <th>NO.</th> <th>REVISIONS</th> </tr> </thead> <tbody> <tr> <td> </td> <td> </td> </tr> <tr> <td> </td> <td> </td> </tr> <tr> <td> </td> <td> </td> </tr> </tbody> </table> <p>DATE:                      REVISIONS</p> <p>PRINTED:                      DATE</p> <p>SCALE: 1" = 20'</p> <p>JOB NO. 20100237.000</p> <p>DESIGNED BY: JDM</p> <p>CHECKED BY: JDM</p> <p>DRAWN BY: CBR</p> <p>GLO MIT MOD</p>	NO.	REVISIONS							<p style="text-align: center;"><b>GLO MIT MOD - BERCLAIR DRAINAGE IMPROVEMENTS</b></p> <p style="text-align: center;">BERCLAIR, TX</p> <p style="text-align: center;"><b>NORTH KENDALL STREET</b></p> <p style="text-align: center;">STA 0+00 TO STA 5+00</p>	<p style="text-align: center;"><b>LYNN ENGINEERING</b></p> <p style="text-align: center;">TEXAS REGISTERED ENGINEERING FIRM F-324</p> <p style="text-align: center;">TEXAS REGISTERED SURVEYING FIRM 10116600</p> <div style="text-align: center;"> </div> <p style="text-align: center;">2200 AVENUE A BAY CITY, TEXAS 77414 PH. (361)782-7121</p>
NO.	REVISIONS										

- |                   |                 |                        |                                |
|-------------------|-----------------|------------------------|--------------------------------|
| ○ POWER POLE      | □ TELEPHONE BOX | ● CONTROL POINT        | — SEWER LINE                   |
| ○ WATER METER     | △ GAS METER     | □ CABLE TELEVISION BOX | — STORM SEWER LINE             |
| ○ CLEANOUT        | ● ELECTRIC BOX  | ▨ EXISTING BLDG.       | — FORCE MAIN                   |
| ○ MANHOLE         | ○ POST          | — GAS LINE             | — POWER LINE                   |
| ○ PROPERTY CORNER | — GUY WIRE      | — FENCE                | — UNDER GROUND TELEPHONE LINE  |
| ○ MAIL BOX        | ○ FIREHYDRANT   | — WATER LINE           | — UNDER GROUND ELECTRICAL LINE |
| ○ SIGN            | — GATE VALVE    |                        |                                |



<p><b>74 OF 90</b></p> <p>STA 5+00 TO STA 10+00</p>	<p>REVISIONS</p> <table border="1" style="width: 100%; border-collapse: collapse;"> <tr> <th>NO.</th> <th>REVISIONS</th> <th>DATE</th> </tr> <tr> <td> </td> <td> </td> <td> </td> </tr> </table> <p>DATE PRINTED</p> <p>SCALE: 20' HORIZ / 1" VERT</p> <p>DESIGNED BY: JDM</p> <p>CHECKED BY: JDM</p> <p>DRAWN BY: CBR</p> <p>GLO MIT MOD</p>	NO.	REVISIONS	DATE				<p>GLO MIT MOD - BERCLAIR DRAINAGE IMPROVEMENTS</p> <p>BERCLAIR, TX</p> <p><b>NORTH KENDALL STREET</b></p> <p>STA 5+00 TO STA 10+00</p>	<p><b>LYNNENGINEERING</b></p> <p>TEXAS REGISTERED ENGINEERING FIRM F-324</p> <p>TEXAS REGISTERED SURVEYING FIRM 10116600</p> <p>2200 AVENUE A BAY CITY, TEXAS 77414 PH. (361)782-7121</p>
NO.	REVISIONS	DATE							

- POWER POLE
- ⊕ WATER METER
- ⊕ CLEANDOUT
- ⊕ MANHOLE
- ⊕ PROPERTY CORNER
- ⊕ MAIL BOX
- ⊕ SIGN
- ⊕ TELEPHONE BOX
- ⊕ GAS METER
- ⊕ ELECTRIC BOX
- ⊕ POST
- ⊕ GUY WIRE
- ⊕ FIREHYDRANT
- ⊕ GATE VALVE
- ⊕ CONTROL POINT
- ⊕ CABLE TELEVISION BOX
- ⊕ EXISTING BLDG.
- ⊕ GAS LINE
- ⊕ FENCE
- ⊕ WATER LINE
- ⊕ SEWER LINE
- ⊕ STORM SEWER LINE
- ⊕ FORCE MAIN
- ⊕ POWER LINE
- ⊕ UNDER GROUND TELEPHONE LINE
- ⊕ UNDER GROUND ELECTRICAL LINE



- POWER POLE
- ⊗ WATER METER
- ⊘ CLEANOUT
- ⊙ MANHOLE
- ⊞ PROPERTY CORNER
- ⊠ MAIL BOX
- ⊡ SIGN
- ⊙ TELEPHONE BOX
- △ GAS METER
- ⊙ ELECTRIC BOX
- ⊙ POST
- ⊙ GUY WIRE
- ⊙ FIREHYDRANT
- ⊙ GATE VALVE
- ⊙ CONTROL POINT
- ⊙ CABLE TELEVISION BOX
- ⊙ EXISTING BLDG.
- ⊙ FENCE
- ⊙ WATER LINE
- SEWER LINE
- STORM SEWER LINE
- FORCE MAIN
- POWER LINE
- UNDER GROUND TELEPHONE LINE
- UNDER GROUND ELECTRICAL LINE

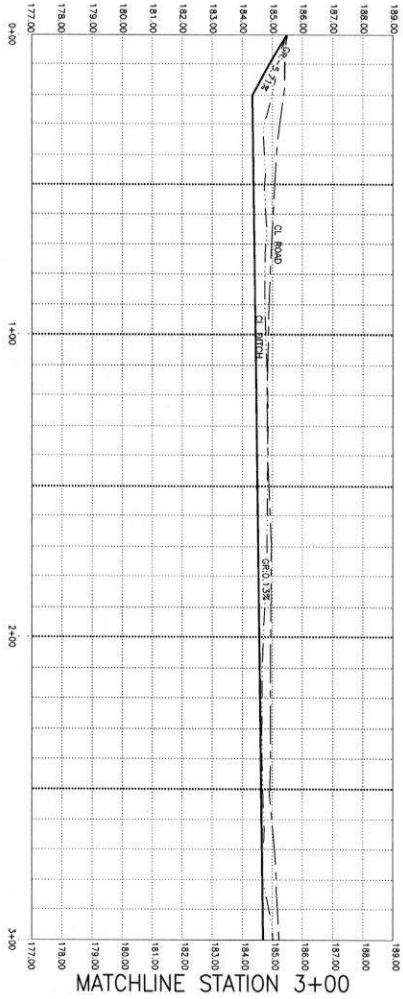
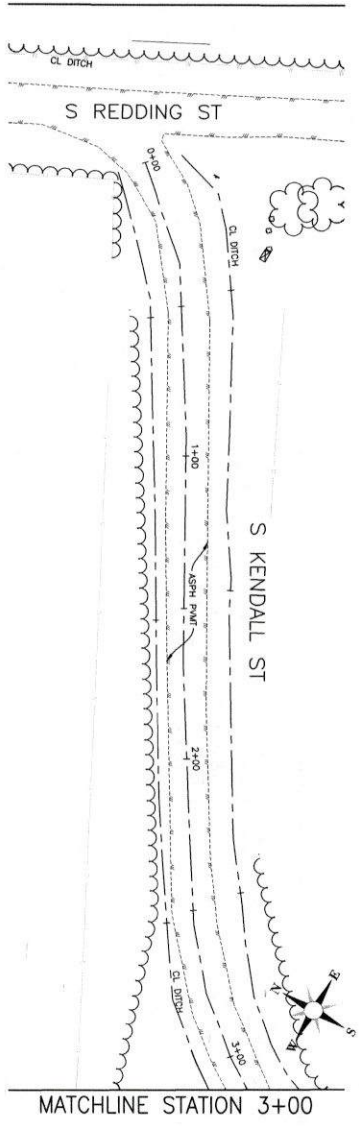
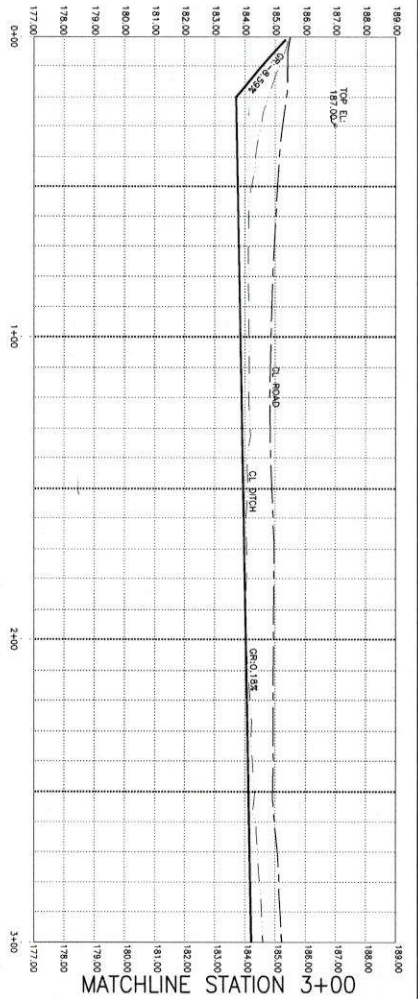
<p><b>75 OF 90</b></p> <p>STA 10+00 TO STA END</p>	<p>DRAWN BY: CBR</p> <p>CHECKED BY: JDM</p> <p>DESIGNED BY: JDM</p> <p>SCALE: 1" = 20'</p> <p>JOB NO. 20100237/00</p> <p>PRINTED</p> <p>DATE</p> <p>REVISIONS</p> <table border="1" style="width: 100%; border-collapse: collapse;"> <tr> <th>NO.</th> <th>REVISIONS</th> </tr> <tr> <td> </td> <td> </td> </tr> </table>	NO.	REVISIONS		
NO.	REVISIONS				

GLO MIT MOD - BERCLAIR DRAINAGE IMPROVEMENTS  
BERCLAIR, TX

**NORTH KENDALL STREET  
STA 10+00 TO STA END**

**LYNNENGINEERING**  
TEXAS REGISTERED ENGINEERING FIRM F-324  
TEXAS REGISTERED SURVEYING FIRM 10116600

2200 AVENUE A  
BAY CITY, TEXAS 77414  
PH. (361)762-7121



STA 0+00 TO STA. 3+00

NO.	REVISIONS

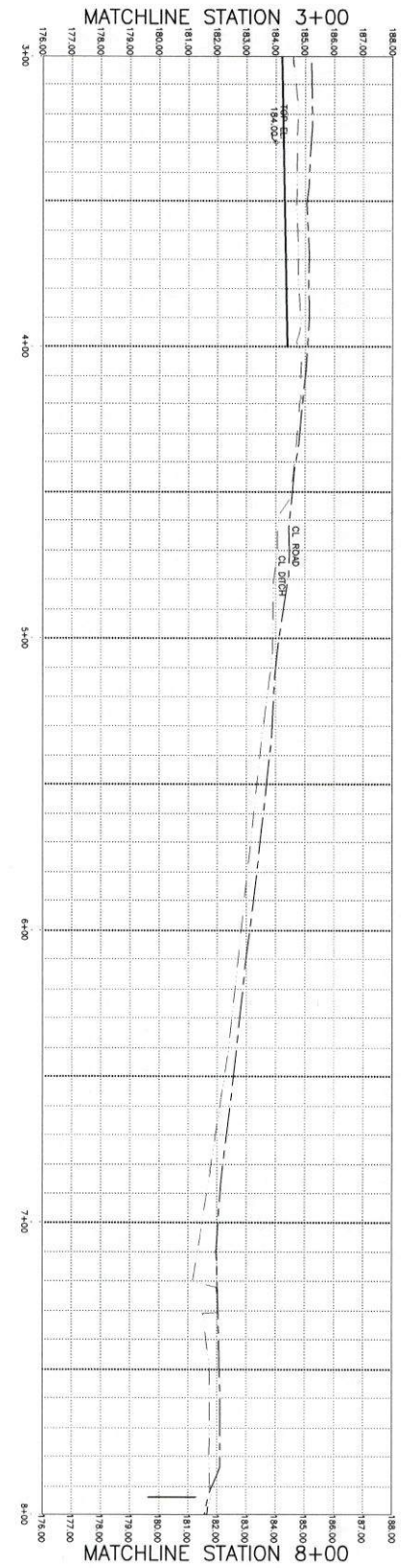

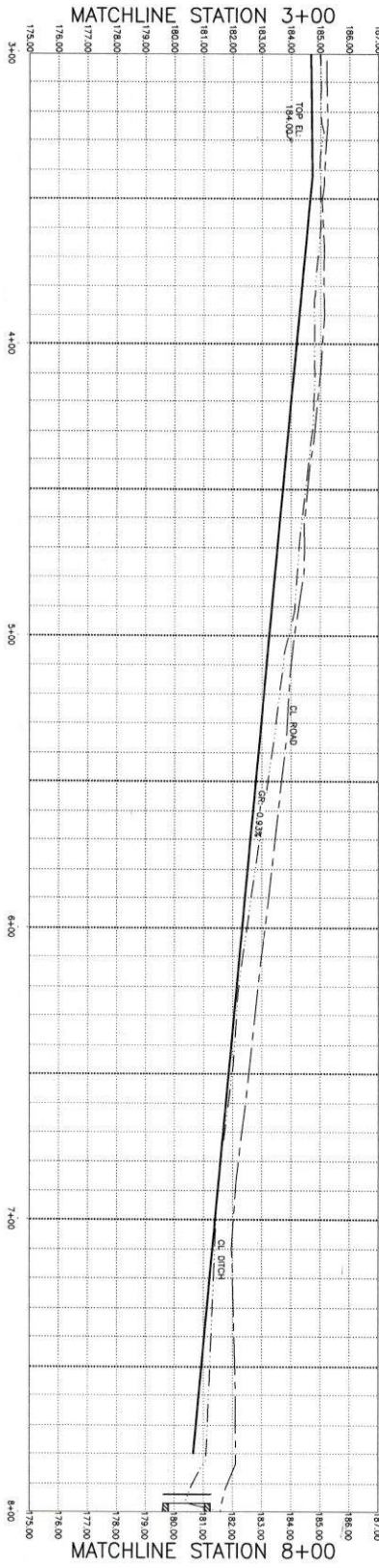
JOB NO. 20110227/000  
 PRINTED  
 DATE REMARKS  
 SCALE 1" = 20'  
 DESIGNED BY JDM  
 CHECKED BY JDM  
 DRAWN BY CBR  
 GLO MIT MOD

GLO MIT MOD - BERCLAIR ROAD IMPROVEMENTS  
 BERCLAIR, TX  
 SOUTH KENDALL STREET  
 STA 0+00 TO STA 3+00

○ POWER POLE ⊕ WATER METER ⊖ CLEANOUT ⊙ MANHOLE ⊕ PROPERTY CORNER ⊕ MAIL BOX ⊕ SIGN	⊕ TELEPHONE BOX ⊕ GAS METER ⊕ ELECTRIC BOX ⊕ POST ⊕ GUY WIRE ⊕ FIREHYDRANT ⊕ GATE VALVE	⊕ CONTROL POINT ⊕ CABLE TELEVISION BOX ⊕ EXISTING BLDG. ⊕ GAS LINE ⊕ FENCE ⊕ WATER LINE	⊕ SEWER LINE ⊕ STORM SEWER LINE ⊕ FORCE MAIN ⊕ POWER LINE ⊕ UNDER GROUND TELEPHONE LINE ⊕ UNDER GROUND ELECTRICAL LINE
---	---	--	---

**LYNN ENGINEERING**  
 TEXAS REGISTERED ENGINEERING FIRM F-324  
 TEXAS REGISTERED SURVEYING FIRM 10116600  

 2200 AVENUE A  
 BAY CITY, TEXAS 77414  
 PH. (361)782-7121



- POWER POLE
- ⊙ WATER METER
- ⊗ CLEANOUT
- ⊘ MANHOLE
- ⊙ PROPERTY CORNER
- ⊘ MAIL BOX
- ⊙ SIGN
- TELEPHONE BOX
- ⊙ GAS METER
- ⊙ ELECTRIC BOX
- ⊙ POST
- ⊙ GUY WIRE
- ⊙ FIREHYDRANT
- ⊙ GATE VALVE
- CONTROL POINT
- ⊙ CABLE TELEVISION BOX
- ⊙ EXISTING BLDG.
- ⊙ GAS LINE
- ⊙ FENCE
- ⊙ WATER LINE
- SEWER LINE
- STORM SEWER LINE
- FORCE MAIN
- POWER LINE
- UNDER GROUND TELEPHONE LINE
- UNDER GROUND ELECTRICAL LINE

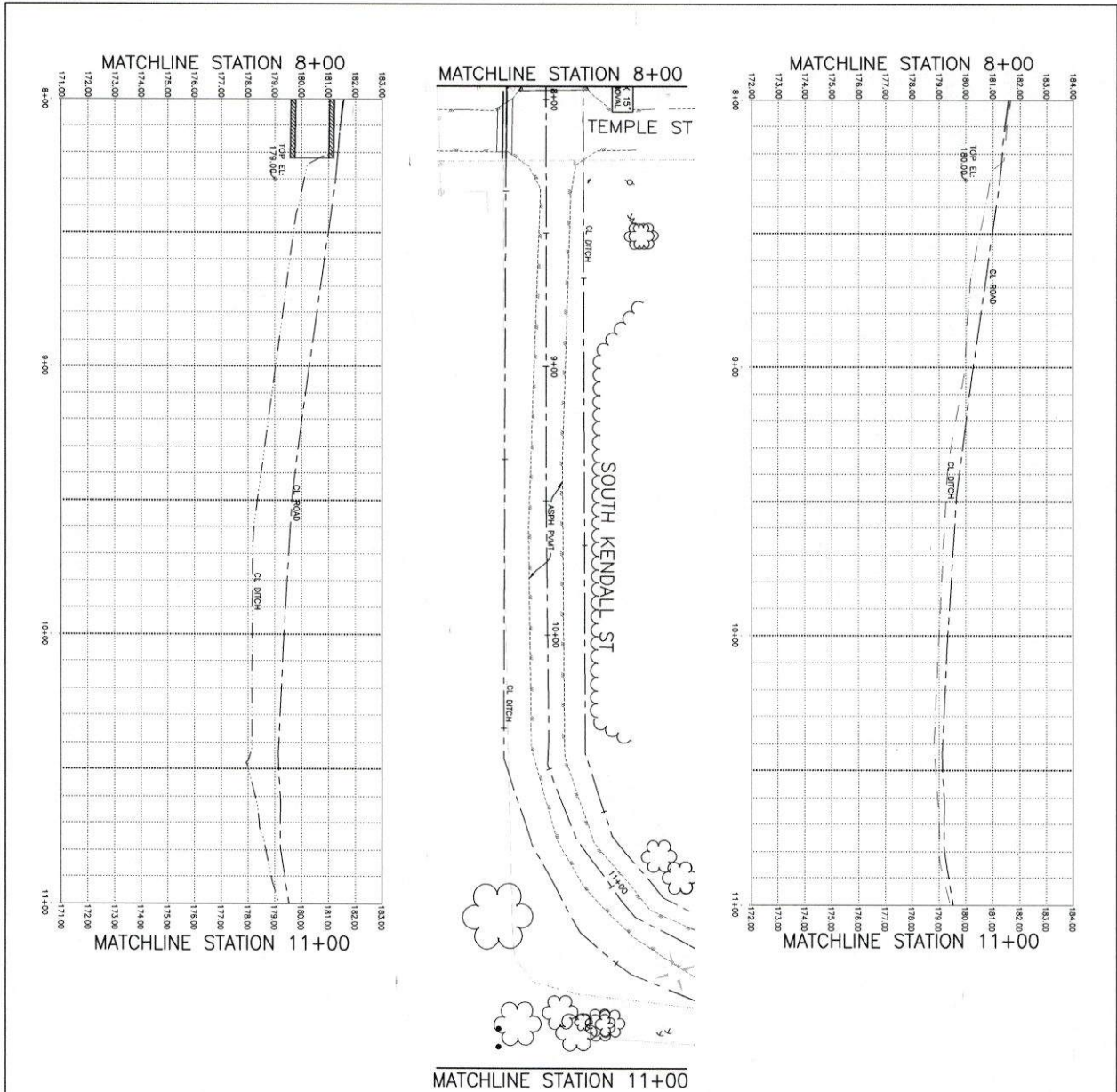
GLO MIT MOD	
DESIGNED BY: JDM	CHECKED BY: CBR
DATE: 20-10-23/200	SCALE: 1" = 20'
PRINTED	
JOB NO. 20-10223/200	
DATE: 20-10-23	
REVISIONS	
NO.	REMARKS

GLO MIT MOD - BERCLAIR ROAD IMPROVEMENTS  
 BERCLAIR, TX  
**SOUTH KENDALL STREET**  
 STA 3+00 TO STA 8+00

**LYNN ENGINEERING**  
 TEXAS REGISTERED ENGINEERING FIRM F-324  
 TEXAS REGISTERED SURVEYING FIRM 10116600

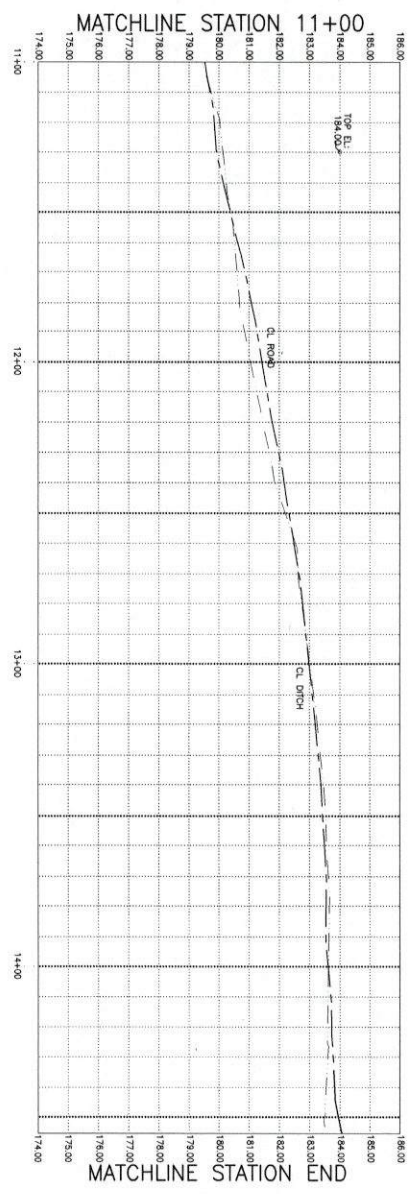

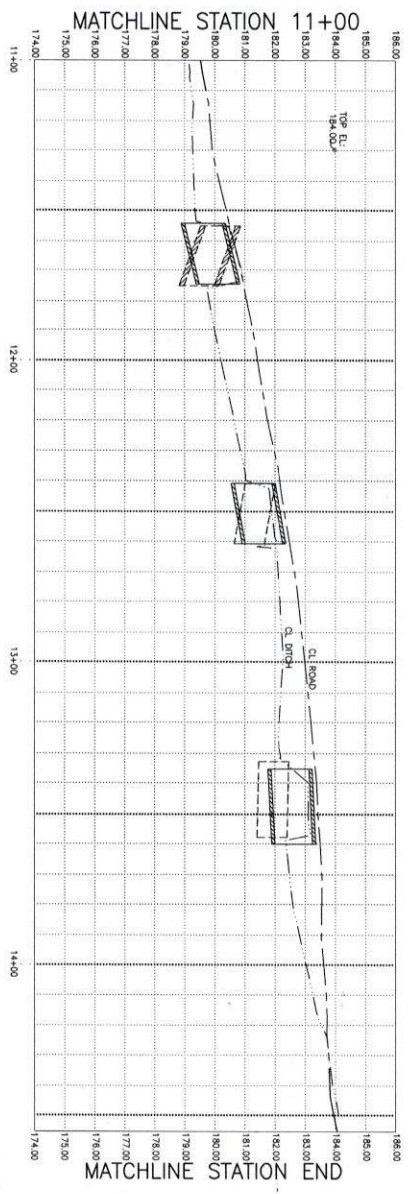
2200 AVENUE A  
 BAY CITY, TEXAS 77414  
 PH. (361)782-7121

STA 0+00 TO STA END  
**77 OF 90**



<p><b>78 OF 90</b></p> <p>STA 0+00 TO STA 3+00</p>	<p><b>GLO MIT MOD</b></p> <p>PRINTED</p> <p>DATE</p> <p>REVISIONS</p> <p>NO.</p> <p>REMARKS</p>	<p>JOB NO.</p> <p>20100227000</p> <p>SCALE</p> <p>1" = 20'</p> <p>CHECKED BY: JDM</p> <p>DESIGNED BY: JDM</p> <p>DATE</p> <p>REVISIONS</p>	<p><b>GLO MIT MOD - BERCLAIR ROAD IMPROVEMENTS</b></p> <p>BERCLAIR, TX</p> <p><b>SOUTH KENDALL STREET</b></p> <p>STA 8+00 TO STA 11+00</p>	<p><b>LYNN ENGINEERING</b></p> <p>TEXAS REGISTERED ENGINEERING FIRM F-324</p> <p>TEXAS REGISTERED SURVEYING FIRM 10116600</p> <p>2200 AVENUE A</p> <p>BAY CITY, TEXAS 77414</p> <p>PH. (361)782-7121</p>
--	---	--	--	--

- |                   |                 |                        |                                |
|-------------------|-----------------|------------------------|--------------------------------|
| ○ POWER POLE      | ○ TELEPHONE BOX | ● CONTROL POINT        | — SEWER LINE                   |
| ⊗ WATER METER     | △ GAS METER     | ⊗ CABLE TELEVISION BOX | — STORM SEWER LINE             |
| ⊗ CLEANOUT        | ⊗ ELECTRIC BOX  | ▨ EXISTING BLDG.       | — FORCE MAIN                   |
| ○ MANHOLE         | ○ POST          | — GAS LINE             | — POWER LINE                   |
| ⊙ PROPERTY CORNER | — GUY WIRE      | — FENCE                | — UNDER GROUND TELEPHONE LINE  |
| ⊗ MAIL BOX        | ⊗ FIREHYDRANT   | — WATER LINE           | — UNDER GROUND ELECTRICAL LINE |
| ⊗ SIGN            | ⊗ GATE VALVE    |                        |                                |



- POWER POLE
- WATER METER
- CLEANOUT
- MANHOLE
- PROPERTY CORNER
- MAIL BOX
- SIGN
- TELEPHONE BOX
- △ GAS METER
- ELECTRIC BOX
- POST
- GUY WIRE
- FRESHWATER
- GATE VALVE
- CONTROL POINT
- CABLE TELEVISION BOX
- EXISTING BLDG.
- GAS LINE
- FENCE
- WATER LINE
- SEWER LINE
- STORM SEWER LINE
- FORCE MAIN
- POWER LINE
- UNDER GROUND TELEPHONE LINE
- UNDER GROUND ELECTRICAL LINE

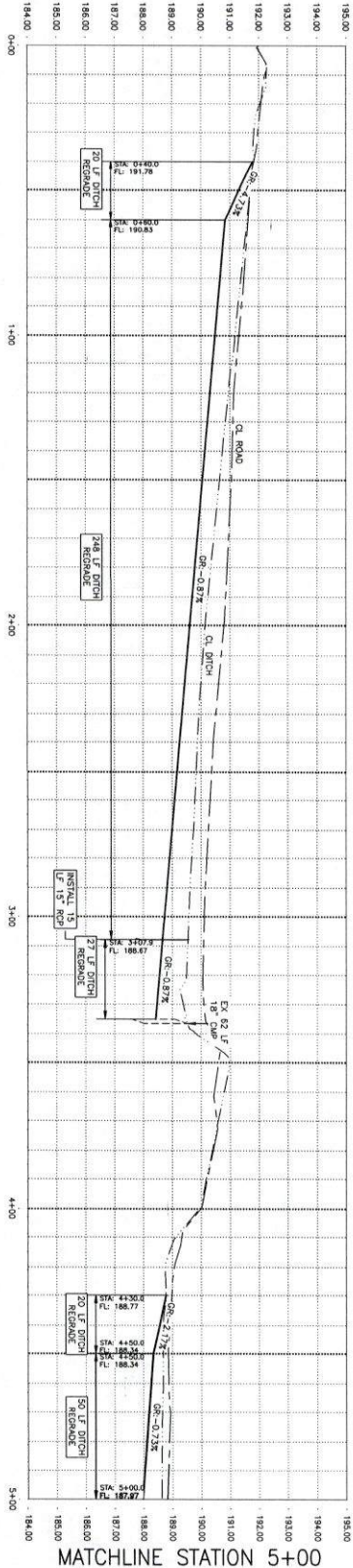
<p><b>79 OF 90</b></p> <p>STA. 3+00 TO STA. 6+00</p>	<p style="text-align: center;"><b>GLO MIT MOD</b></p> <p style="text-align: center;">DRAWN BY: <b>CEM</b></p> <p style="text-align: center;">CHECKED BY: <b>JDM</b></p> <p style="text-align: center;">DESIGNED BY: <b>JDM</b></p> <p style="text-align: center;">SCALE: <b>1" = 20'</b></p> <p style="text-align: center;">JOB NO.: <b>20-100297/00</b></p> <p style="text-align: center;">DATE: <b>PRINTED</b></p> <p style="text-align: center;">REVISIONS</p> <table border="1" style="width: 100%; border-collapse: collapse;"> <tr> <th>NO.</th> <th>REVISIONS</th> </tr> <tr> <td> </td> <td> </td> </tr> </table>	NO.	REVISIONS		
NO.	REVISIONS				

GLO MIT MOD - BERCLAIR ROAD IMPROVEMENTS  
BERCLAIR, TX

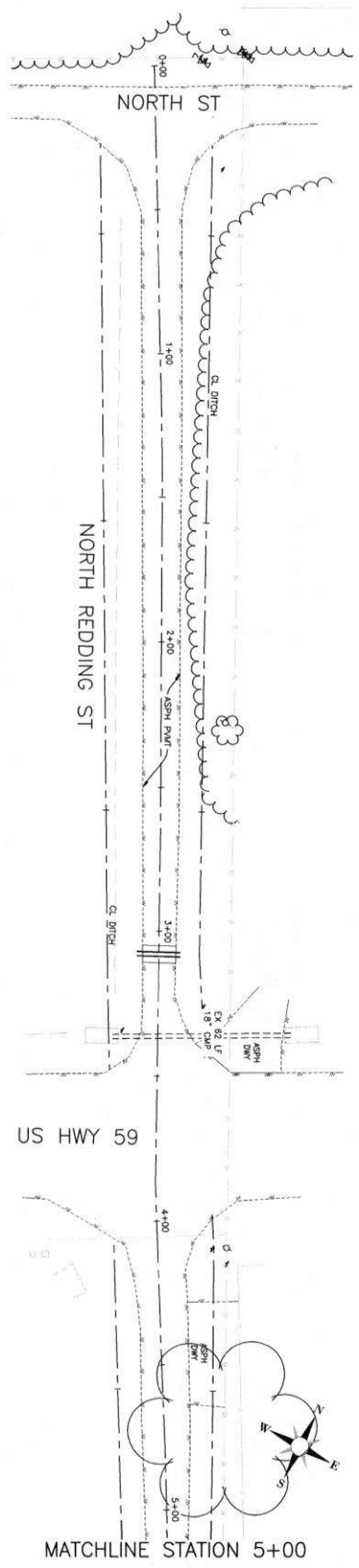
**SOUTH KENDALL STREET  
STA 11+00 TO STA END**

**LYNN ENGINEERING**  
TEXAS REGISTERED ENGINEERING FIRM F-324  
TEXAS REGISTERED SURVEYING FIRM 10116600

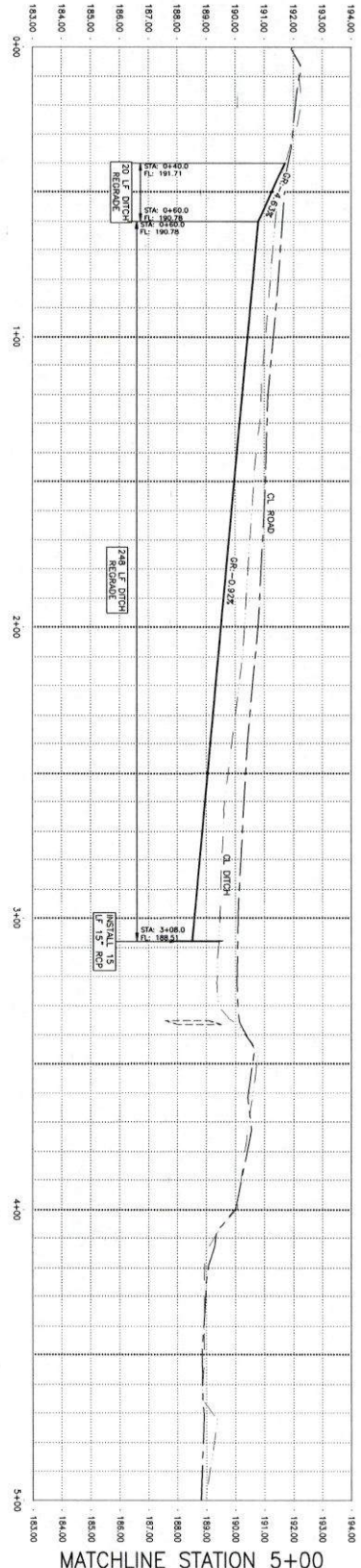
2200 AVENUE A  
BAY CITY, TEXAS 77414  
PH. (361)782-7121



MATCHLINE STATION 5+00



MATCHLINE STATION 5+00



MATCHLINE STATION 5+00

- POWER POLE
- WATER METER
- CLEANOUT
- MANHOLE
- PROPERTY CORNER
- MAIL BOX
- SIGN
- TELEPHONE BOX
- △ GAS METER
- ELECTRIC BOX
- POST
- GUY WIRE
- FRESHWATER
- GATE VALVE
- ◆ CONTROL POINT
- ◆ CABLE TELEVISION BOX
- ◆ EXISTING BLDG.
- ◆ GAS LINE
- ◆ FENCE
- ◆ WATER LINE
- SEWER LINE
- STORM SEWER LINE
- FORCE MAIN
- POWER LINE
- UNDER GROUND TELEPHONE LINE
- UNDER GROUND ELECTRICAL LINE

**80 OF 90**

STA 0+00 TO STA 5+00

GLO MIT MOD

DRAWN BY: CEM  
 CHECKED BY: JDM  
 DESIGNED BY: JDM  
 SCALE: 1" = 20'  
 JOB NO.: 20-100237-000  
 DATE PRINTED: [ ]  
 DATE REVISIONS: [ ]

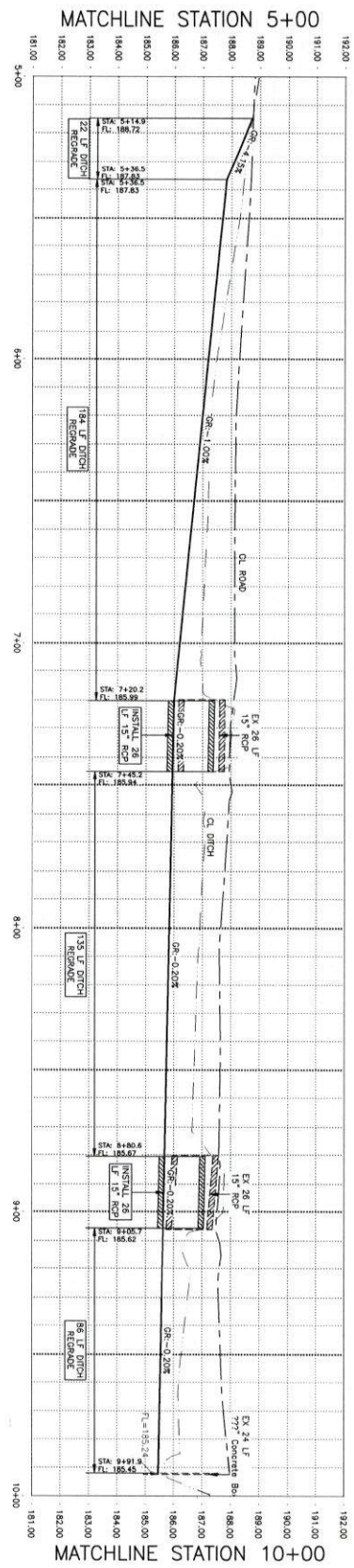
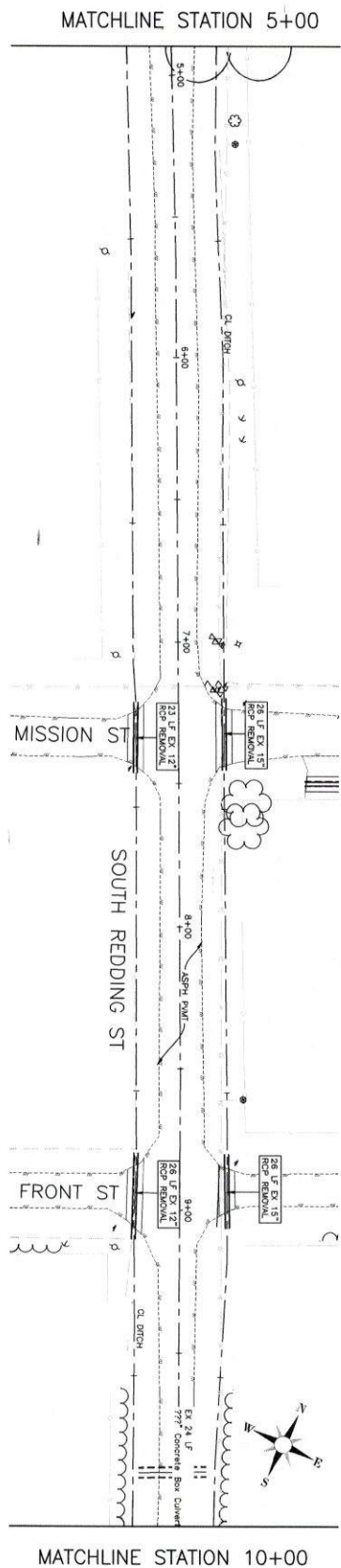
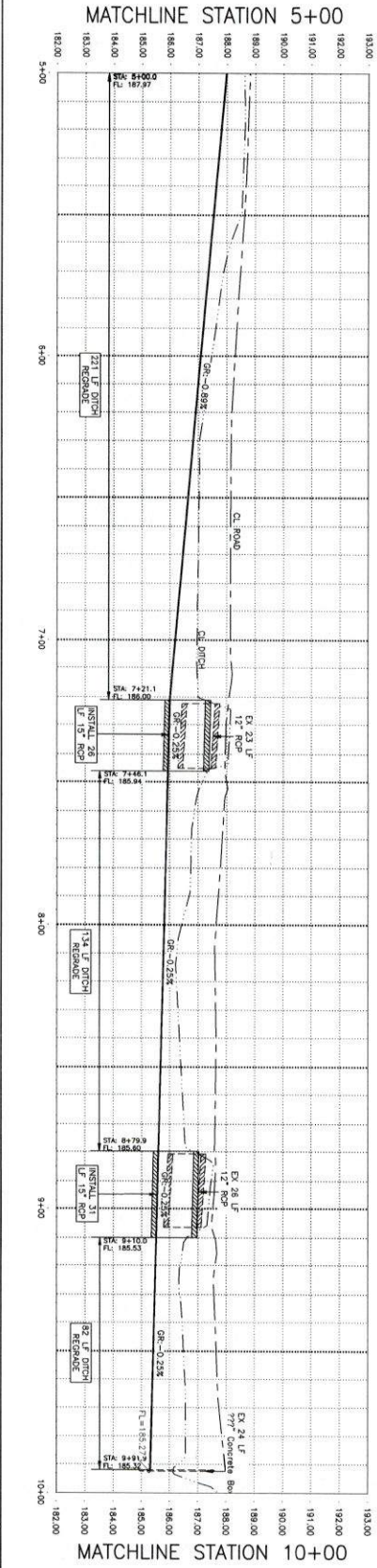
NO.	REVISIONS

GLO MIT MOD - BERCLAIR DRAINAGE IMPROVEMENTS  
 BERCLAIR, TX

**NORTH REDDING STREET**  
 STA 0+00 TO STA 5+00

**LYNN ENGINEERING**  
 TEXAS REGISTERED ENGINEERING FIRM F-324  
 TEXAS REGISTERED SURVEYING FIRM 10116600

2200 AVENUE A  
 BAY CITY, TEXAS 77414  
 PH. (361)782-7121



- POWER POLE
- TELEPHONE BOX
- CONTROL POINT
- WATER METER
- GAS METER
- CABLE TELEVISION BOX
- CLEANOUT
- ELECTRIC BOX
- EXISTING BLDG.
- MANHOLE
- POST
- GAS LINE
- PROPERTY CORNER
- CLY WIRE
- FENCE
- MAIL BOX
- FIREHYDRANT
- WATER LINE
- SIGN
- GATE VALVE
- SEWER LINE
- STORM SEWER LINE
- FORCE MAIN
- POWER LINE
- UNDER GROUND TELEPHONE LINE
- UNDER GROUND ELECTRICAL LINE

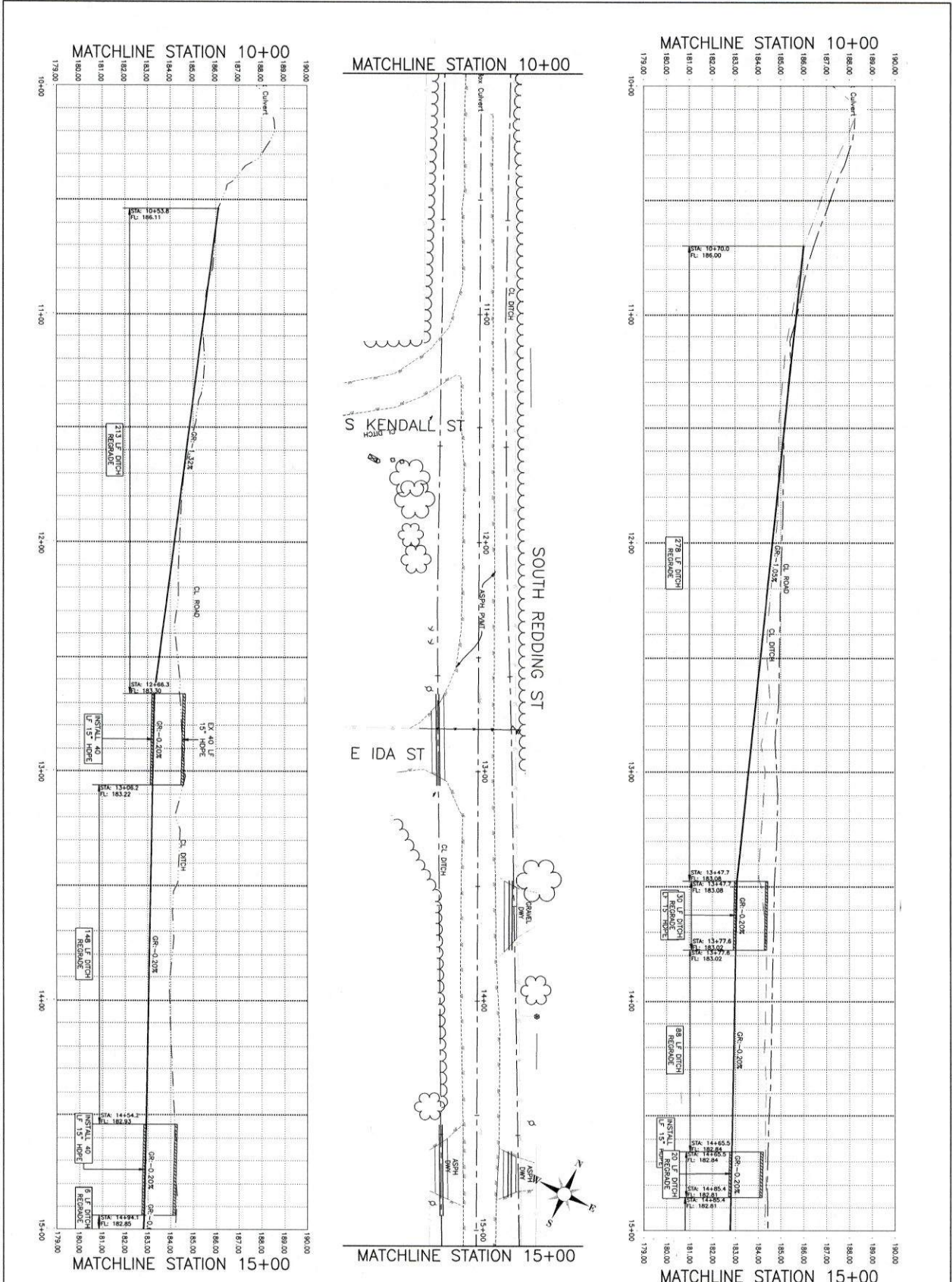
<p><b>81 OF 90</b></p> <p>STA 5+00 TO STA 10+00</p>	<p>DRAWN BY: <b>CEM</b></p> <p>CHECKED BY: <b>JDM</b></p> <p>DESIGNED BY: <b>JDM</b></p> <p>SCALE: 1" = 20'</p> <p>DATE PRINTED: 20.10/27/00</p> <p>NO. REVISIONS</p> <p>REMARKS</p>
---	--

GLO MIT MOD - BERCLAIR DRAINAGE IMPROVEMENTS  
BERCLAIR, TX

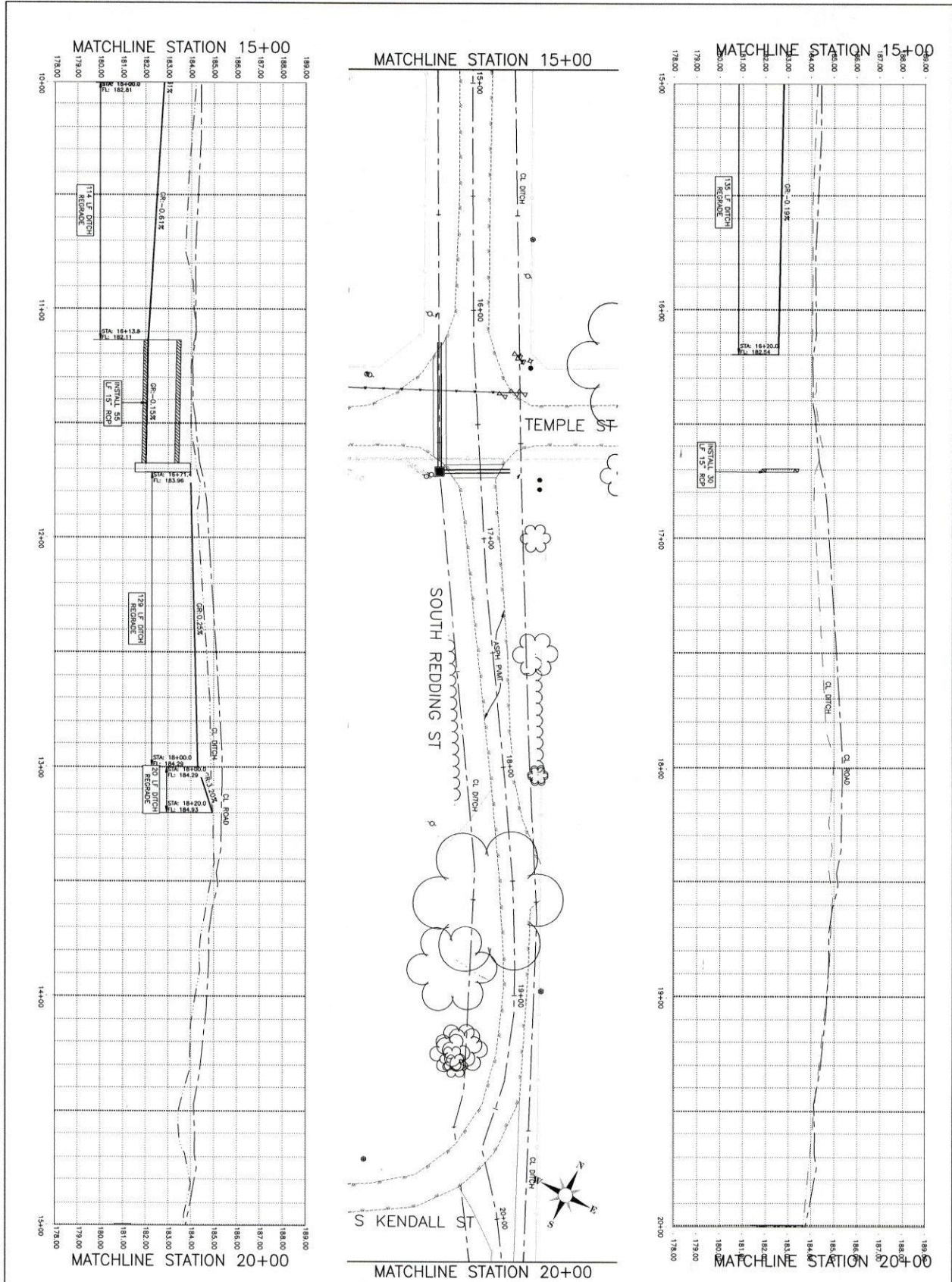
**SOUTH REDDING STREET  
STA 5+00 TO STA 10+00**

**LYNN ENGINEERING**  
TEXAS REGISTERED ENGINEERING FIRM F-324  
TEXAS REGISTERED SURVEYING FIRM 10116600

2200 AVENUE A  
BAY CITY, TEXAS 77414  
PH. (361)782-7121



<p><b>82 OF 90</b></p> <p>STA 10+00 TO STA 15+00</p>	<p><b>LYNN ENGINEERING</b></p> <p>TEXAS REGISTERED ENGINEERING FIRM F-324 TEXAS REGISTERED SURVEYING FIRM 10116600</p> <p>2200 AVENUE A BAY CITY, TEXAS 77414 PH. (361)762-7121</p>	<p><b>GLO MIT MOD - BERCLAIR DRAINAGE IMPROVEMENTS</b></p> <p>BERCLAIR, TX</p> <p><b>SOUTH REDDING STREET</b> STA 10+00 TO STA 15+00</p>																												
<p><b>LEGEND</b></p> <table style="width: 100%; font-size: small;"> <tr> <td>○ POWER POLE</td> <td>⊙ TELEPHONE BOX</td> <td>◆ CONTROL POINT</td> <td>— SEWER LINE</td> </tr> <tr> <td>⊙ WATER METER</td> <td>⊙ GAS METER</td> <td>⊙ CABLE TELEVISION BOX</td> <td>— STORM SEWER LINE</td> </tr> <tr> <td>⊙ CLEANOUT</td> <td>⊙ ELECTRIC BOX</td> <td>⊙ EXISTING BLDG.</td> <td>— FORCE MAIN</td> </tr> <tr> <td>⊙ MANHOLE</td> <td>⊙ POST</td> <td>— GAS LINE</td> <td>— POWER LINE</td> </tr> <tr> <td>⊙ PROPERTY CORNER</td> <td>⊙ GUY WIRE</td> <td>— FENCE</td> <td>— UNDER GROUND TELEPHONE LINE</td> </tr> <tr> <td>⊙ MAIL BOX</td> <td>⊙ FRESHWATER</td> <td>— WATER LINE</td> <td>— UNDER GROUND ELECTRICAL LINE</td> </tr> <tr> <td>⊙ SIGN</td> <td>⊙ GATE VALVE</td> <td></td> <td></td> </tr> </table>			○ POWER POLE	⊙ TELEPHONE BOX	◆ CONTROL POINT	— SEWER LINE	⊙ WATER METER	⊙ GAS METER	⊙ CABLE TELEVISION BOX	— STORM SEWER LINE	⊙ CLEANOUT	⊙ ELECTRIC BOX	⊙ EXISTING BLDG.	— FORCE MAIN	⊙ MANHOLE	⊙ POST	— GAS LINE	— POWER LINE	⊙ PROPERTY CORNER	⊙ GUY WIRE	— FENCE	— UNDER GROUND TELEPHONE LINE	⊙ MAIL BOX	⊙ FRESHWATER	— WATER LINE	— UNDER GROUND ELECTRICAL LINE	⊙ SIGN	⊙ GATE VALVE		
○ POWER POLE	⊙ TELEPHONE BOX	◆ CONTROL POINT	— SEWER LINE																											
⊙ WATER METER	⊙ GAS METER	⊙ CABLE TELEVISION BOX	— STORM SEWER LINE																											
⊙ CLEANOUT	⊙ ELECTRIC BOX	⊙ EXISTING BLDG.	— FORCE MAIN																											
⊙ MANHOLE	⊙ POST	— GAS LINE	— POWER LINE																											
⊙ PROPERTY CORNER	⊙ GUY WIRE	— FENCE	— UNDER GROUND TELEPHONE LINE																											
⊙ MAIL BOX	⊙ FRESHWATER	— WATER LINE	— UNDER GROUND ELECTRICAL LINE																											
⊙ SIGN	⊙ GATE VALVE																													
<p><b>REVISIONS</b></p> <table style="width: 100%; font-size: x-small;"> <thead> <tr> <th>NO.</th> <th>REVISIONS</th> <th>DATE</th> <th>PRINTED</th> </tr> </thead> <tbody> <tr> <td> </td> <td> </td> <td> </td> <td> </td> </tr> <tr> <td> </td> <td> </td> <td> </td> <td> </td> </tr> <tr> <td> </td> <td> </td> <td> </td> <td> </td> </tr> </tbody> </table>			NO.	REVISIONS	DATE	PRINTED																								
NO.	REVISIONS	DATE	PRINTED																											
<p><b>PROJECT INFORMATION</b></p> <table style="width: 100%; font-size: x-small;"> <tr> <td>JOB NO.</td> <td>20-100277/000</td> </tr> <tr> <td>DATE</td> <td>20-10-27-00</td> </tr> <tr> <td>DESIGNED BY</td> <td>JDM</td> </tr> <tr> <td>CHECKED BY</td> <td>JDM</td> </tr> <tr> <td>SCALE</td> <td>1" = 20'</td> </tr> <tr> <td>DRAWN BY</td> <td>CEM</td> </tr> <tr> <td>DATE</td> <td>20-10-27-00</td> </tr> </table>			JOB NO.	20-100277/000	DATE	20-10-27-00	DESIGNED BY	JDM	CHECKED BY	JDM	SCALE	1" = 20'	DRAWN BY	CEM	DATE	20-10-27-00														
JOB NO.	20-100277/000																													
DATE	20-10-27-00																													
DESIGNED BY	JDM																													
CHECKED BY	JDM																													
SCALE	1" = 20'																													
DRAWN BY	CEM																													
DATE	20-10-27-00																													



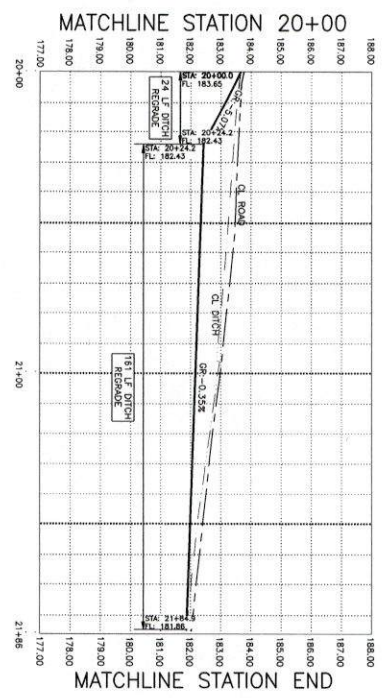
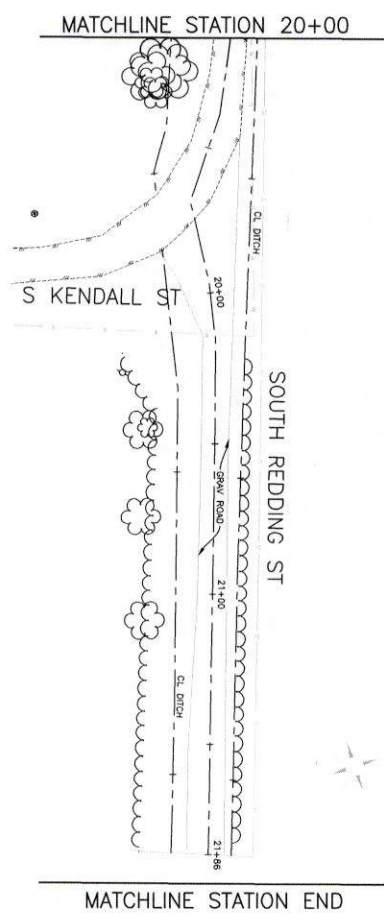
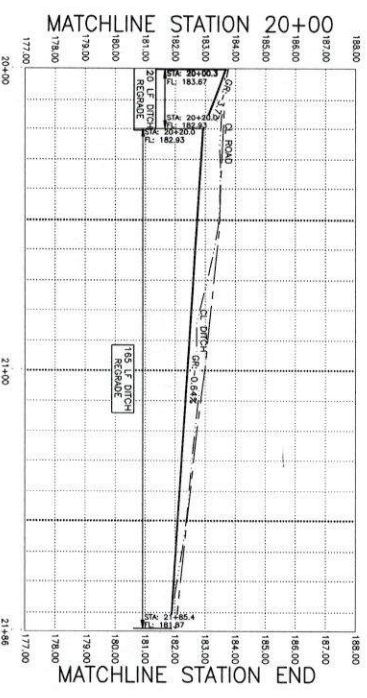
<ul style="list-style-type: none"> <li>⊙ POWER POLE</li> <li>⊙ WATER METER</li> <li>⊙ CLEANOUT</li> <li>⊙ MANHOLE</li> <li>⊙ PROPERTY CORNER</li> <li>⊙ MAIL BOX</li> <li>⊙ SIGN</li> </ul>	<ul style="list-style-type: none"> <li>⊙ TELEPHONE BOX</li> <li>⊙ GAS METER</li> <li>⊙ ELECTRIC BOX</li> <li>⊙ POST</li> <li>⊙ GUY WIRE</li> <li>⊙ FIREHYDRANT</li> <li>⊙ GATE VALVE</li> </ul>	<ul style="list-style-type: none"> <li>⊙ CONTROL POINT</li> <li>⊙ CABLE TELEVISION BOX</li> <li>⊙ EXISTING BLDG.</li> <li>⊙ GAS LINE</li> <li>⊙ FENCE</li> <li>⊙ WATER LINE</li> </ul>	<ul style="list-style-type: none"> <li>— SEWER LINE</li> <li>— STORM SEWER LINE</li> <li>— FORCE MAIN</li> <li>— POWER LINE</li> <li>— UNDER GROUND TELEPHONE LINE</li> <li>— UNDER GROUND ELECTRICAL LINE</li> </ul>
---	---	--	---

GLO MIT MOD	
DRAWN BY: CBR CHECKED BY: JDM DESIGNED BY: JDM SCALE: 1" = 20' JOB NO. 20-100237-000 PRINTED: 11-27 DATE: 11-27 NO. REVISIONS: 0 NO. REMARKS: 0	<b>83 OF 90</b> STA 10+00 TO STA 15+00

GLO MIT MOD - BERCLAIR DRAINAGE IMPROVEMENTS  
 BERCLAIR, TX  
**SOUTH REDDING STREET**  
 STA 10+00 TO STA 15+00

**LYNN ENGINEERING**  
 TEXAS REGISTERED ENGINEERING FIRM F-324  
 TEXAS REGISTERED SURVEYING FIRM 10116600

2200 AVENUE A  
 BAY CITY, TEXAS 77414  
 PH. (361)782-7121



84 OF 90  
STA 20+00 TO STA END

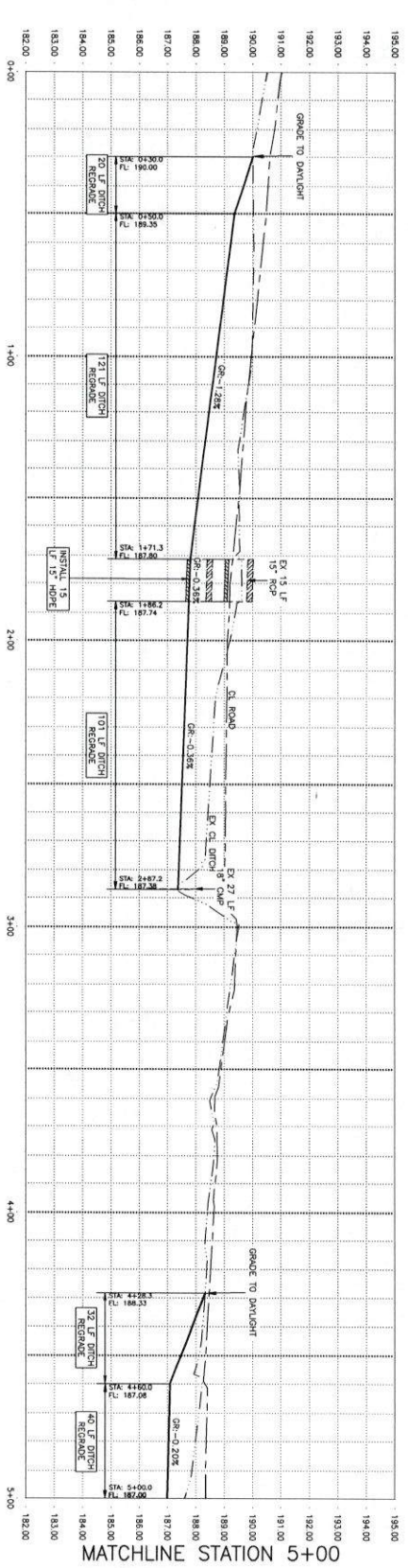
DRAWN BY	CSR
CHECKED BY	JOM
DESIGNED BY	JOM
SCALE	1" = 20'
JOB NO.	20-10237-000
PRINTED	
DATE	
REVISIONS	
NO.	
REMARKS	

GLO MIT MOD - BERCLAIR DRAINAGE IMPROVEMENTS  
BERCLAIR, TX  
GLO MIT MOD  
**SOUTH REDDING STREET**  
STA 20+00 TO STA END

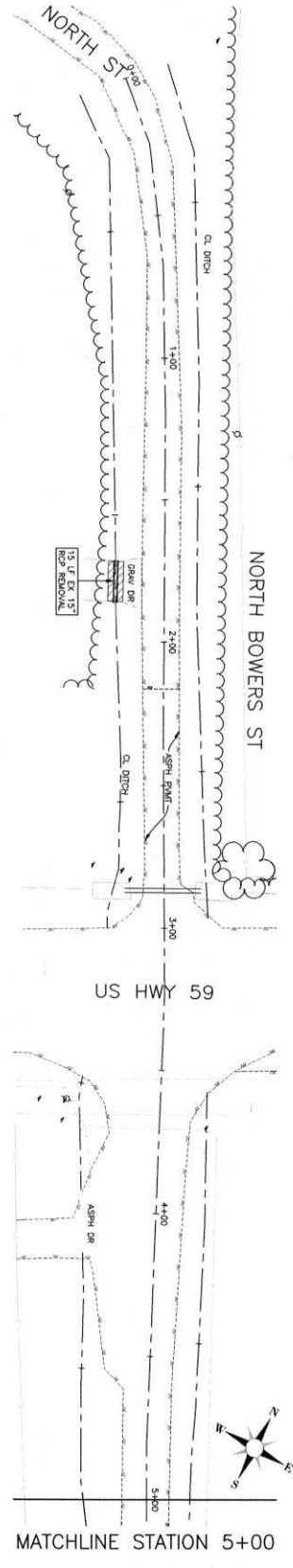
**LYNN ENGINEERING**  
TEXAS REGISTERED ENGINEERING FIRM F-324  
TEXAS REGISTERED SURVEYING FIRM 10116600

2200 AVENUE A  
BAY CITY, TEXAS 77414  
PH. (361)762-7121

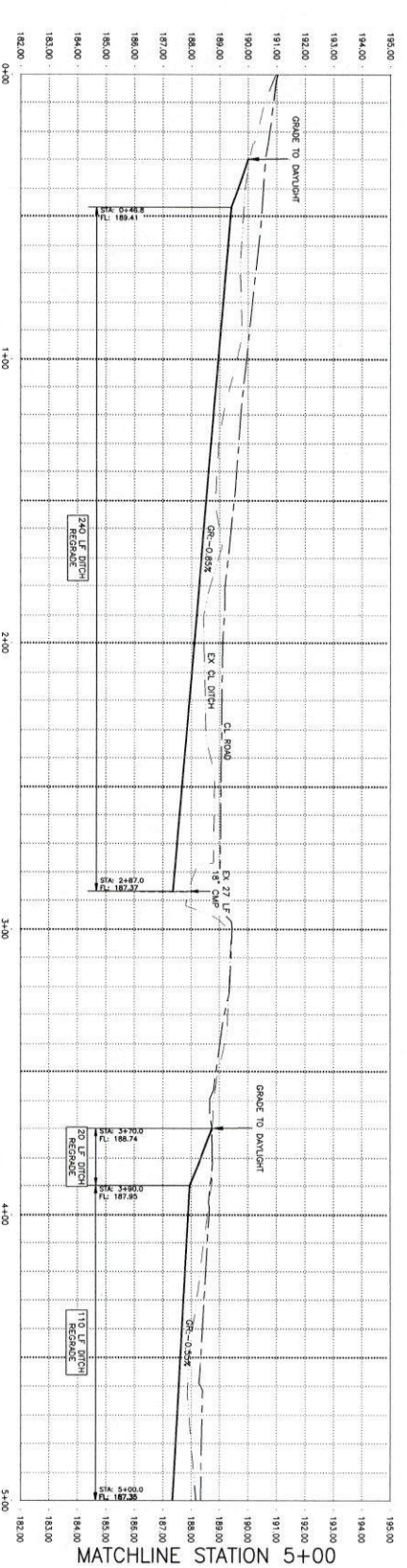
- POWER POLE
- ⊙ TELEPHONE BOX
- ◆ CONTROL POINT
- SEWER LINE
- ⊕ WATER METER
- ⊕ GAS METER
- ⊕ CABLE TELEVISION BOX
- STORM SEWER LINE
- ⊕ CLEANOUT
- ⊕ ELECTRIC BOX
- ⊕ EXISTING BLDG.
- FORCE MAIN
- MANHOLE
- ⊕ POST
- GAS LINE
- POWER LINE
- ⊕ PROPERTY CORNER
- ← GUY WIRE
- FENCE
- UNDER GROUND TELEPHONE LINE
- ⊕ MAIL BOX
- ⊕ FRESHWATER
- WATER LINE
- UNDER GROUND ELECTRICAL LINE
- ⊕ SIGN
- ⊕ GATE VALVE



MATCHLINE STATION 5+00



MATCHLINE STATION 5+00



MATCHLINE STATION 5+00

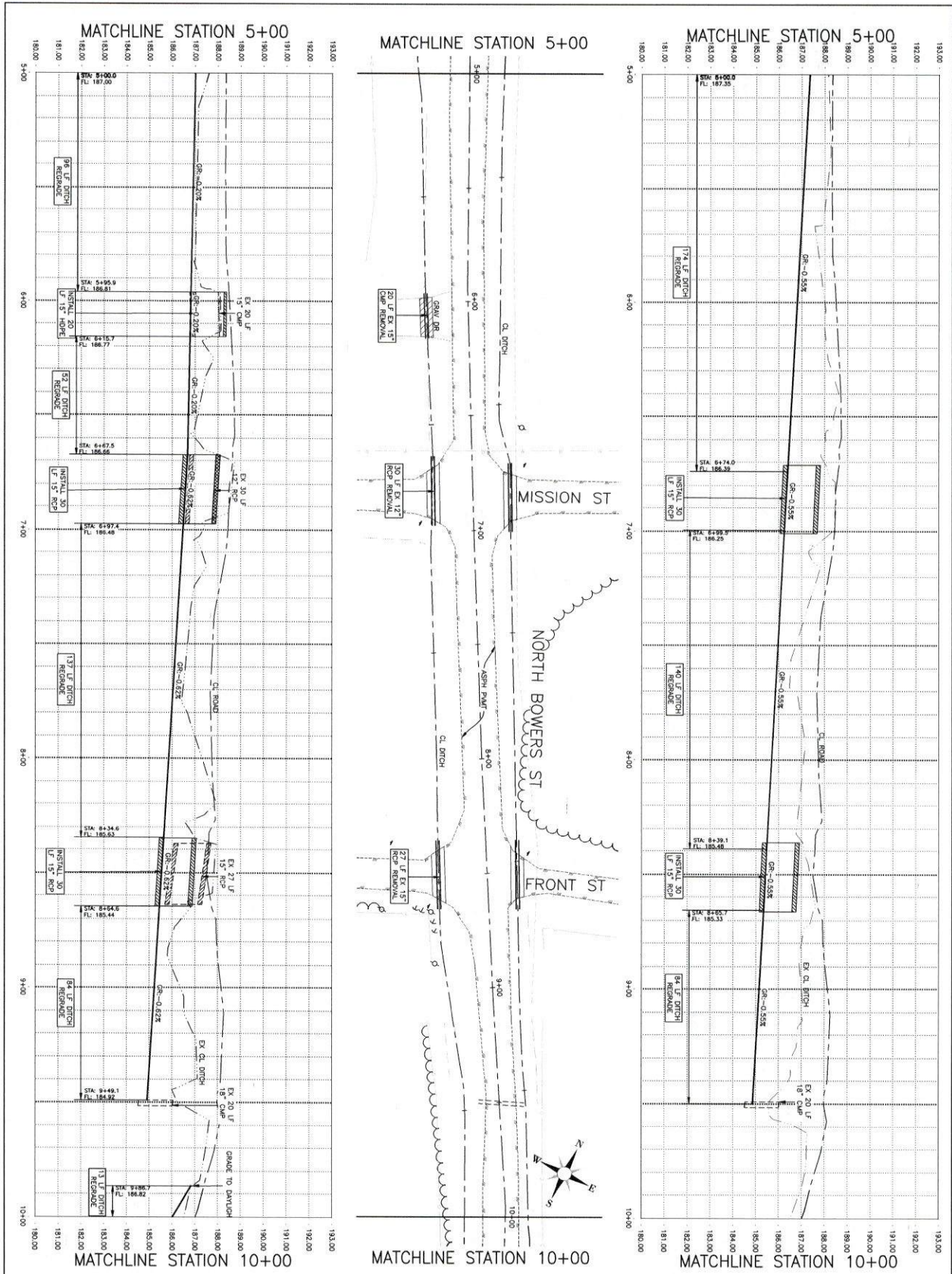
- POWER POLE
- WATER METER
- ⊙ CLEANOUT
- ⊙ MANHOLE
- ⊙ PROPERTY CORNER
- ⊙ MAIL BOX
- ⊙ SIGN
- ⊙ TELEPHONE BOX
- △ GAS METER
- ⊙ ELECTRIC BOX
- ⊙ POST
- ⊙ CUY WIRE
- ⊙ FIREHYDRANT
- ⊙ GATE VALVE
- ⊙ CONTROL POINT
- ⊙ CABLE TELEVISION BOX
- ⊙ EXISTING BLDG.
- GAS LINE
- FENCE
- WATER LINE
- SEWER LINE
- STORM SEWER LINE
- FORCE MAIN
- POWER LINE
- UNDER GROUND TELEPHONE LINE
- UNDER GROUND ELECTRICAL LINE

GLO MIT MOD	
NO.	REVISIONS

GLO MIT MOD - BERCLAIR DRAINAGE IMPROVEMENTS  
 BERCLAIR, TX  
**NORTH BOWERS STREET**  
 STA 0+00 TO STA 5+00

**LYNN ENGINEERING**  
 TEXAS REGISTERED ENGINEERING FIRM F-324  
 TEXAS REGISTERED SURVEYING FIRM 10116600

2200 AVENUE A  
 BAY CITY, TEXAS 77414  
 PH. (361)782-7121



NO.	REVISIONS
	REMARKS
DATE	REMARKS
PRINTED	20.10.27.00
DATE	REMARKS
JOB NO. 20.10.27.00 DRAWN BY: CHN CHECKED BY: JOM DESIGNED BY: JOM SCALE: 1" = 20' SHEET NO. 86 OF 90 STA 5+00 TO STA 10+00	


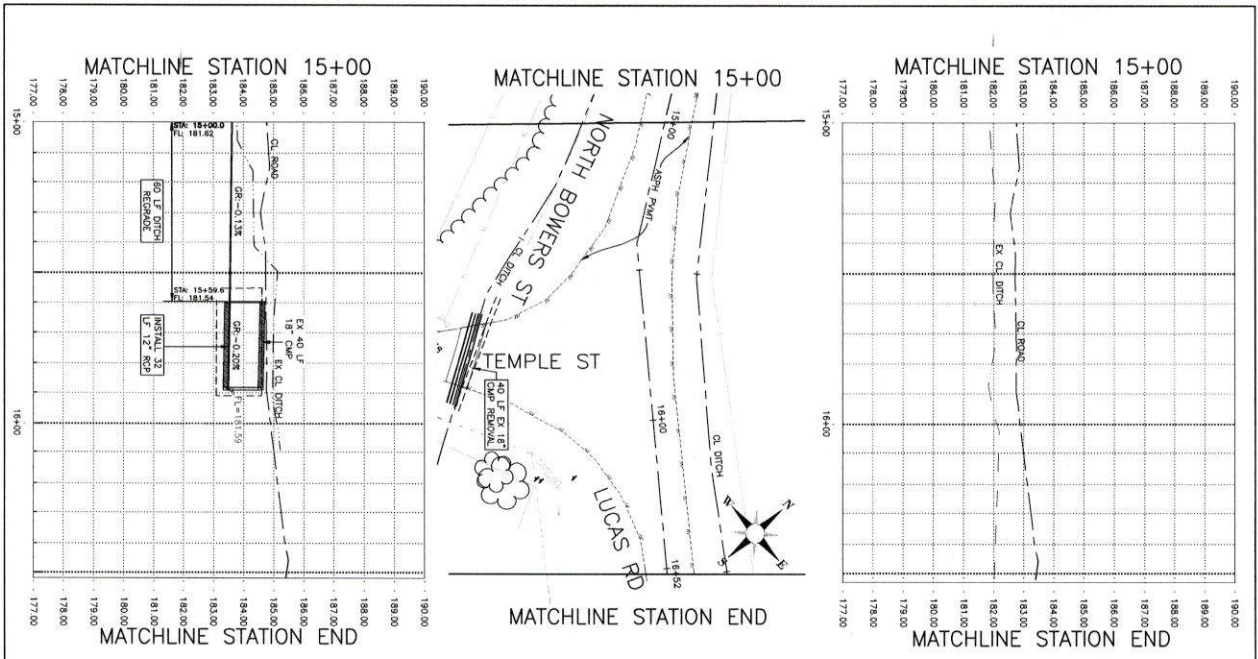
GLO MIT MOD - BERCLAIR DRAINAGE IMPROVEMENTS  
 BERCLAIR, TX  
**NORTH BOWERS STREET**  
**STA 5+00 TO STA 10+00**

**LYNNE ENGINEERING**  
 TEXAS REGISTERED ENGINEERING FIRM F-324  
 TEXAS REGISTERED SURVEYING FIRM 10116600

2200 AVENUE A  
 BAY CITY, TEXAS 77414  
 PH. (361)782-7121

- POWER POLE
- WATER METER
- CLEANHOLE
- MANHOLE
- PROPERTY CORNER
- MAIL BOX
- SIGN
- TELEPHONE BOX
- GAS METER
- ELECTRIC BOX
- POST
- GUY WIRE
- FIREHYDRANT
- GATE VALVE
- CONTROL POINT
- CABLE TELEVISION BOX
- EXISTING BLDG.
- GAS LINE
- FENCE
- WATER LINE
- SEWER LINE
- STORM SEWER LINE
- FORCE MAIN
- POWER LINE
- UNDER GROUND TELEPHONE LINE
- UNDER GROUND ELECTRICAL LINE





- POWER POLE
- ⊙ WATER METER
- ⊙ CLEANOUT
- MANHOLE
- ⊙ PROPERTY CORNER
- ⊙ MAIL BOX
- ↑ SIGN
- ⊙ TELEPHONE BOX
- △ GAS METER
- ⊙ ELECTRIC BOX
- POST
- ⊙ GUY WIRE
- ⊙ FIREHYDRANT
- ⊙ GATE VALVE
- ⊙ CONTROL POINT
- ⊙ CABLE TELEVISION BOX
- ⊙ EXISTING BLDG.
- GAS LINE
- FENCE
- WATER LINE
- SEWER LINE
- STORM SEWER LINE
- FORCE MAIN
- POWER LINE
- UNDER GROUND TELEPHONE LINE
- UNDER GROUND ELECTRICAL LINE

<b>88 OF 90</b>	STA 15+00 TO STA END	GLO MIT MOD	GLO MIT MOD - BERCLAIR DRAINAGE IMPROVEMENTS BERCLAIR, TX	<b>LYNN ENGINEERING</b> TEXAS REGISTERED ENGINEERING FIRM F-324 TEXAS REGISTERED SURVEYING FIRM 10116600
DRAWN BY: CBR CHECKED BY: JDM DESIGNED BY: JDM SCALE: 1" = 20' JOB NO. 20.100237.000 DATE PRINTED: 11-27		REVISIONS NO.      REMARKS _____ _____ _____ _____ _____		

GLO MIT MOD

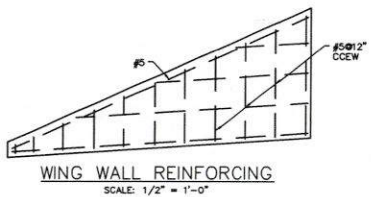
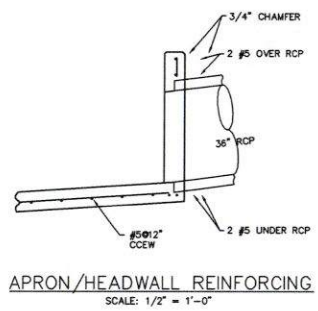
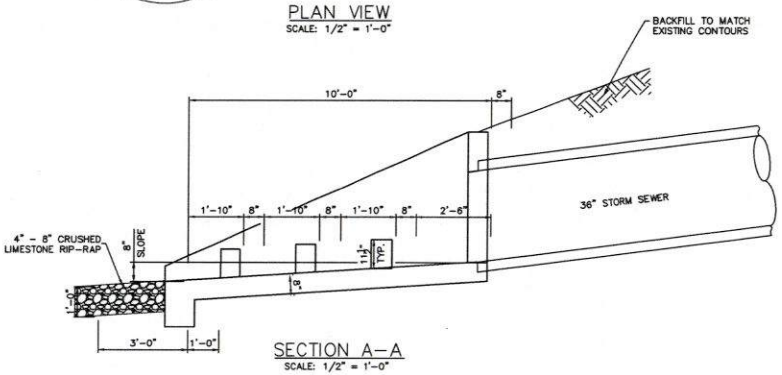
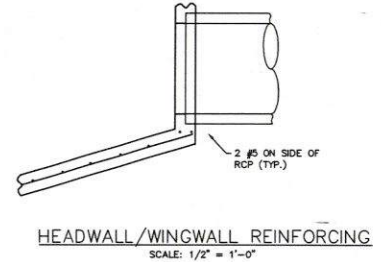
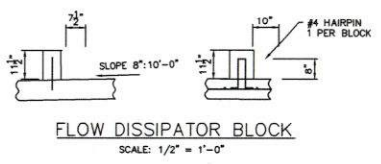
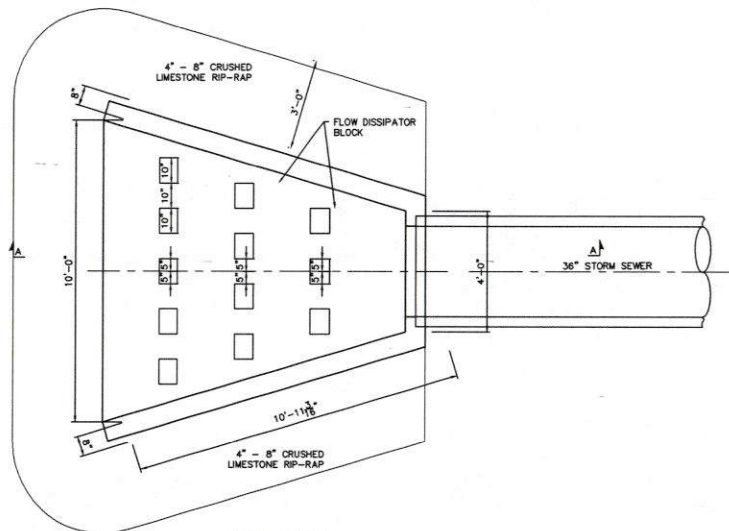
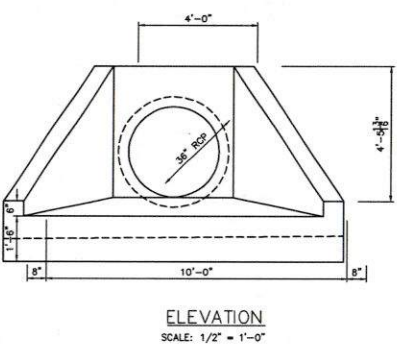
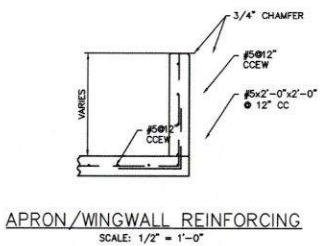
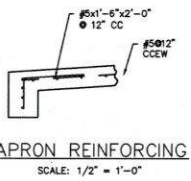
GLO MIT MOD - BERCLAIR DRAINAGE IMPROVEMENTS  
BERCLAIR, TX

**NORTH BOWERS STREET  
STA 15+00 TO STA END**

**LYNN ENGINEERING**

TEXAS REGISTERED ENGINEERING FIRM F-324  
TEXAS REGISTERED SURVEYING FIRM 10116600

2200 AVENUE A  
BAY CITY, TEXAS 77414  
PH. (361)782-7121



**LYNN ENGINEERING**  
TEXAS REGISTERED ENGINEERING FIRM E-324  
TEXAS REGISTERED SURVEYING FIRM 10116600

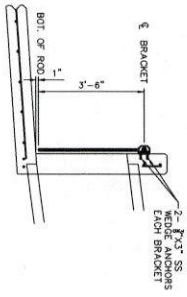
2209 AVENUE A  
BAY CITY, TEXAS 77414  
PH. (861)792-7121

GLO MIT MOD-BERCLAIR DRAINAGE IMPROVEMENTS  
BERCLAIR, TX

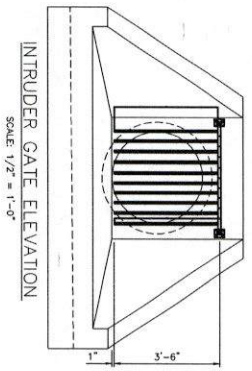
**OUTFALL DETAIL**

GLO MIT MOD

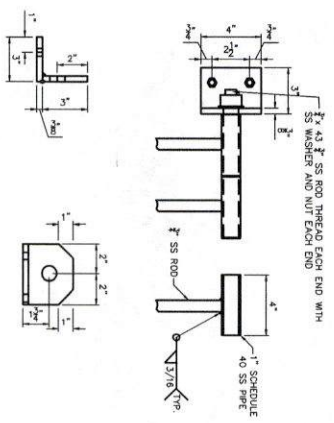
DRAWN BY:	MMT
CHECKED BY:	JDM
DESIGNED BY:	MMT
SCALE:	1/2" = 1'-0"
JOB NO.	20.100237.000
PRINTED	
DATE	REMARKS
REVISIONS	
NO.	REMARKS
OUTFALL DETAIL	




INTRUDER GATE SECTION  
SCALE: 1/2" = 1'-0"



INTRUDER GATE ELEVATION  
SCALE: 1/2" = 1'-0"



INTRUDER GATE BRACKET DETAILS  
SCALE: 1/4" = 1"

DRAWN BY: MMT CHECKED BY: JDM DESIGNED BY: MMT SCALE: AS NOTED JOB NO.: 20.100237.000 PRINTED: _____ DATE: _____ REVISIONS: _____ NO. _____ REMARKS: _____	GLO MIT MOD GLO MIT MOD-BERCLAIR DRAINAGE IMPROVEMENTS BERCLAIR, TX INTRUDER GATEDETAIL	<b>LYNNENGINEERING</b> TEXAS REGISTERED ENGINEERING FIRM F-324 TEXAS REGISTERED SURVEYING FIRM 10116600  2200 AVENUE A BAY CITY, TEXAS 77414 PH. (361)782-7121
---	--	---